

Article

The arthropod fauna of oak (*Quercus* spp., Fagaceae) canopies in Norway

Karl H. Thunes^{1*}, Geir E. E. Söli², Csaba Thuróczy³, Arne Fjellberg⁴, Stefan Olberg⁵, Steffen Roth⁶, Carl-C. Coulianos⁷, R. Henry L. Disney⁸, Josef Starý⁹, G. (Bert) Vierbergen¹⁰, Terje Jonassen¹¹, Johannes Anonby¹², Arne Köhler¹³, Frank Menzel¹³, Ryszard Szadziewski¹⁴, Elisabeth Stur¹⁵, Wolfgang Adaschkewitz¹⁶, Kjell M. Olsen⁵, Torstein Kvamme¹, Anders Endrestøl¹⁷, Sigitas Podenas¹⁸, Sverre Kobro¹, Lars O. Hansen², Gunnar M. Kvifte¹⁹, Jean-Paul Haenni²⁰ and Louis Boumans²

¹ Norwegian Institute of Bioeconomy Research (NIBIO), NO-1431 Ås, Norway; karl.thunes@nibio.no (K.H.T.); torstein.kvamme@nibio.no (T.K.); s-kobro@online.no (S.K.)

² Natural History Museum, University of Oslo, NO-0318 Oslo, Norway; g.e.soli@nhm.uio.no (G.E.E.S.); l.o.hansen@nhm.uio.no (L.O.H.); louis.boumans@jus.uio.no (L.B.)

³ Malomarak, Köszeg, Hungary; thuroczy.cs@freemail.hu (C.T.)

⁴ Mågerøveien 168, NO-3145 Tjøme, Norway; arnecoll@gmail.com (A.F.)

⁵ Biofokus, Gaustadalléen 21, NO-0349 Oslo, Norway; stefan@biofokus.no (S.O.); kjell-magne@biofokus.no (K.M.O.)

⁶ University Museum of Bergen, NO-5020 Bergen, Norway; stefan.roth@um.uib.no (S.R.)

⁷ Kummelnäsvägen 90, SE-132 37 Saltsjö-Boo, Sweden; cc.coulianos@telia.com (C.C.C.)

⁸ Department of Zoology, University of Cambridge, Downing St., Cambridge CB2 3EJ, England; rhld2@cam.ac.uk; (R.H.L.D.)

⁹ Institute of Soil Biology, Academy of Sciences of the Czech Republic, Na sádkách 7, CZ-37005 České Budějovice, Czech Republic; josef.stary@seznam.cz (J.S.)

¹⁰ Netherlands Food and Consumer Product Authority, P.O. Box 9102, NL-6700 HC Wageningen, The Netherlands; g.vierbergen@minlnv.nl (G.B.V.)

¹¹ Naustvikvegen 69, NO-4170 Sjernarøy, Norway; terjonas36@gmail.com (T.J.)

¹² Øvre Nordstranda 429, NO-6823 Sandane, Norway; fmsfja@statsforvalteren.no (J.A.)

¹³ Senckenberg Deutsches Entomologisches Institut, Eberswalder Straße 90, DE-15374 Müncheberg, Germany; Arne.Koehler@senckenberg.de (A.K.); Frank.Menzel@senckenberg.de (F.M.)

¹⁴ Department of Invertebrate Zoology and Parasitology, University of Gdańsk, Wita Stwosza 59, PL-80-308 Gdańsk, Poland; ryszard.szadziewski@biol.ug.edu.pl (R.S.)

¹⁵ NTNU University Museum, Department of Natural History, Norwegian University of Science and Technology, NO-7491 Trondheim, Norway; elisabeth.stur@ntnu.no (E.S.)

¹⁶ Bismarckstraße 41, DE-28203 Bremen, Germany; wroa@arcor.de (W.A.)

¹⁷ Norwegian Institute for Nature Research, Sognsveien 68, NO-0855 Oslo, Norway; anders.endrestol@nina.no (A.E.)

¹⁸ Nature Research Centre, Akademijos Str. 2, LT-08412 Vilnius, Lithuania; sigitas.podenas@gamtc.lt (S.P.)

¹⁹ Faculty of biosciences and aquaculture, Nord University, N-7729 Steinkjer, Norway; gunnar.mikalsen-kvifte@nord.no (G.M.K.)

²⁰ Muséum d'Histoire Naturelle, Rue des Terreaux 14, CH-2000 Neuchâtel, Switzerland; jean-paul.haenni@unine.ch (J.P.H.)

* Correspondence: karl.thunes@nibio.no;

Abstract: (1) We document the invertebrate fauna collected from 24 oak canopies in east and west Norway as a contribution to the Norwegian Biodiversity Information Centre's "The Norwegian Taxonomy Initiative". (2) A snap-shot inventory of the canopies was recorded by means of emitting a mist of synthetic pyrethroid into the canopies at night using a petrol-driven fogger, collecting the specimens in butterfly nets spread on the ground under the canopy. (3) Almost the entire catch of more than 6800 specimens was identified to 722 species. Out of 92 species new to the Norwegian fauna, 21 were new to science and additionally 15 were new to the Nordic fauna. Diptera alone

constituted nearly half of the species represented with 61 new records (18 new species). Additionally, 24 Hymenoptera (one new species), six oribatid mites (two new species) and one Thysanoptera were new to the Norwegian fauna. (4) Our study emphasizes the importance of oak tree as habitat both for a specific fauna and occasional visitors and it demonstrates that the canopy fogging technique is an efficient way to find the 'hidden fauna' of Norwegian forests. The low number of red listed species found reflects how poor the Norwegian insect fauna is still studied. Moreover, the implication of the IUCN red list criteria for new described or newly observed species is discussed.

Keywords: *Quercus*, oak, canopy, fogging, new species, inventory, Norway

1. Introduction

Pedunculate oak (*Quercus robur* L.) and sessile oak (*Q. petraea* (Matt.) Liebl.) are regarded a biodiversity hotspot in Northern Europe and has been the target of a wide variety of biodiversity studies on arthropods (e.g. [1–10]).

Few studies have targeted oak canopy invertebrates sampled with canopy fogging methods and to our knowledge, few of them are from Europe apart from [11] and Table 7.4 in [12]. Efraín Tovar-Sánchez with colleagues, together with a few others (e.g. [13–21]), have been pioneers in the Americas on oak canopy studies.

Emitting insecticides into the forest canopy to sample invertebrates has opened up a new area of forest biodiversity research. Originally developed in the tropics, canopy fogging techniques are now being used increasingly in temperate forests to increase the knowledge of European arboreal fauna [11,22–37]. Stork and colleagues [32] discuss the efficiency of fogging as a method for sampling arthropods from the canopies. A larger spectrum of species is sampled compared with any other single method. This makes fogging a useful method for arthropod snapshot inventories. The major disadvantage is that external and internal feeders are underrepresented (phloem feeders, leaf miners and wood borers), non-obligate occasional by-passers (tourists) will be captured making it difficult to infer anything related to interaction webs, and that the method is very weather sensitive.

This study presents empirical data and analyses of oak canopy invertebrate data from a survey of 24 oak canopies in Norway. In addition, a comparison was made with the results from Thunes et al. (2004) [36] study on pine. We proposed the following hypotheses: 1) there are large geographical differences in species composition; 2) trees on cultivated lands (Berge and Mule Varde) have a different species composition than forest trees; 3) oak canopies have a richer fauna than pine canopies.

2. Materials and Methods

2.1. The oaks

Quercus robur and *Q. petraea* have a sympatric distribution and often hybridize [38], though *Q. robur* is claimed to be more widespread [39,40]. For invertebrates associated with trees in temperate forests, in particular herbivores and external feeders, their host association is less specific than their tropical counterparts and host specificity is more often on the genus or family level of the host (e.g. [41]). The underlying mechanisms of this phenomenon relate to likely differences in plant allelochemistry between tropical and temperate zones [41]. Thus, we have not distinguished between the two species of oak or their hybrids in this study.

2.2. Site descriptions

The study was carried out at six sites in southern Norway in June–July 2011 and 2012 (Figure 1, Table 1). All sites were continuous oak-dominated forests, except Berge (site 1)

and Mule Varde (site 5), which had oak trees scattered on managed land. Four oaks were treated at each site.

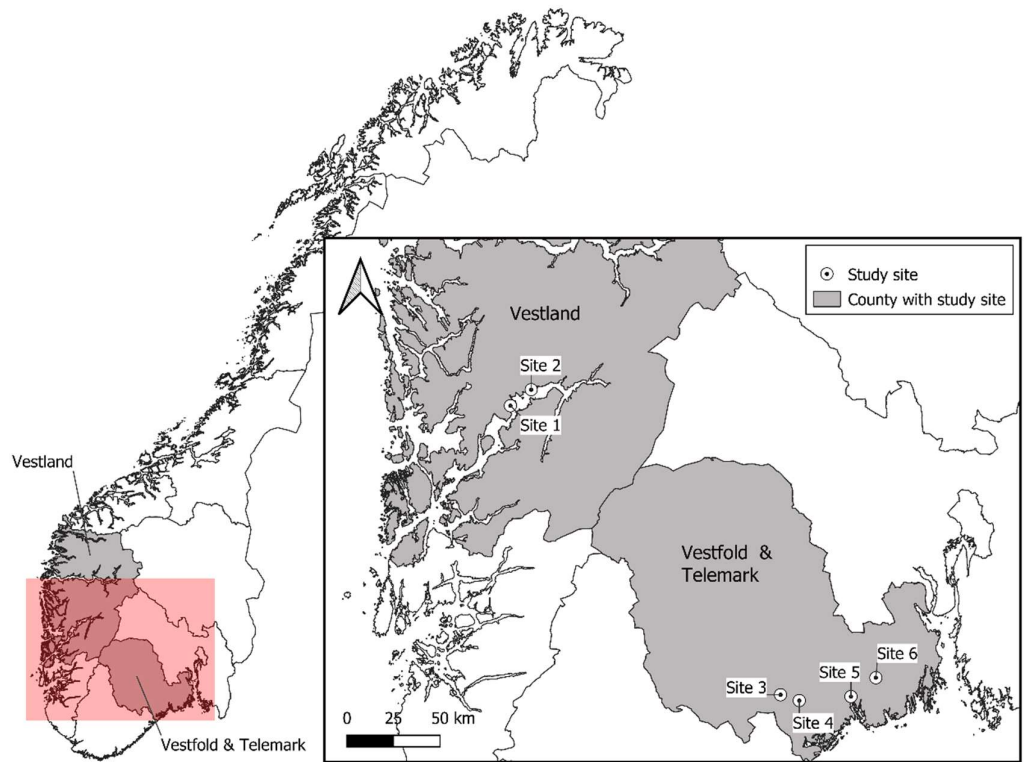


Figure 1. Site overview

Table 1. Site details

Site	County	Municipality	Locality	Georeference	m asl	Sampling period
1	Vestland	Kvam	Berge	N60.32 E6.17	0-50	June 21-23, 2011
2	Vestland	Kvam	Skeianeset	N60.41 E6.35	100-200	June 28-July 14, 2012
3	Vestfold & Telemark	Drangedal	Steinknapp	N59.08 E9.04	100-150	June 28-29, 2011
4	Vestfold & Telemark	Drangedal	Djupedal	N59.06 E9.22	150-200	July 2, 2011 July 11-12, 2012
5	Vestfold & Telemark	Porsgrunn	Mule Varde	N59.10 E9.70	0-50	July 6-10, 2012
6	Vestfold & Telemark	Larvik	Skjærstjø	N59.20 E9.92	100-150	July 3-5, 2012

Site 1 (Berge) is a protected landscape area according to IUCN category V [42]. It contains the largest assemblage of old and pruned oak trees in the country. This and the proximity to a lake with specialized swamp vegetation and several old buildings are the main reasons for its protection status [43].

Site 2 (Skeianeset) is a steep slope facing south and has according to one of the highest concentrations of hollow, previously pruned oaks in Norway [44]. The area is characterized by having an unusually high proportion of red-listed species of plants, bryophytes and fungi and is considered to be one of the most important deciduous forests in West Norway [44].

Site 3 (Steinknapp) is a nature reserve which is known to harbor many rare and threatened species (e.g. [45]). Its importance for biological diversity also explains its status as a nature reserve (IUCN category IA). Most likely, large parts of this area were clear-cut in the past as really old oaks are sparsely present and the more or less continuous oak forest is rather homogenous. The oaks treated in this study were just outside of the reserve.

Site 4 (Djupedal) is also a nature reserve protected according to the IUCN IA criteria. In contrast to the nearby site 3, there are several giant oaks in this area and the forest is characterized as old-growth. Moreover, the forest is more closed and heterogeneous than at site 3.

Site 5 (Mule Varde) is a cultural heritage site and public park. Large oak trees are scattered throughout the property.

Site 6 (Skjærstjø) is a mixed deciduous forest with larger areas of conifer woods inter-mixed.

2.3. Data collection

The trees were chosen to represent 'typical' trees in the area. Arthropod sampling was performed by emitting a 1% concentration of synthetic pyrethroid, PySekt, into the canopy using a Golden Eagle 2610E fogger in the period between 1AM and 3AM on a windless and dry night. Twenty large butterfly nets (18 with Ø50 cm and 2 with Ø100 cm, mesh size from 0.3-0.5 mm) were mounted on the ground or on the lower branches beneath the canopy to collect the knocked-down invertebrates. The nets remained on the ground for approximately one hour after fogging before the collected material was transferred to 80% ethanol. The material was then sorted and shipped to the co-authors of this paper for identification, with the exception of Lepidoptera and cecidomyiid midges, which remain unidentified.

Most of the material is stored in the Natural History Museum at the University of Oslo and the Norwegian Institute of Bioeconomy Research's entomological collection. The phorid flies are at the Zoological Museum at Cambridge University, England, and a part of sciarid material, including the holotype of *Bradysia quercina* Menzel & Köhler, 2014, is deposited at the Senckenberg Deutsches Entomologisches Institut, Müncheberg, Germany.

2.4. Species records

Species designated as new records for Norway or the Nordic countries at the time of identification were based on the individual expert's consideration, but also on published records in Fauna Europaea [46] and records in the Norwegian Biodiversity Information Centre's species record database accessible at www.artsdatabanken.no.

Specimens fully identified to species level were included in the analyses and counted in addition to unidentified species with only one species collected in the respective higher taxon. Uncertain species identifications, i.e. denoted with *confer* (cf.) or *near*, were included when the species were not already identified with certainty from other specimens. In cases where the identity of the species was clear, yet undefined (i.e. denoted as sp., sp. 1 etc.), the species beyond the number of identified species were counted. When more unidentified species within the same genus were found, i.e. spp., they were not included in the counts except for counting 1 when no other species in that genus was found. Abundances of common species of spiders and collembolans were sometimes indicated as 'few', 'some' and 'many', and were thence given dummy numbers 5, 10 and 20, respectively.

2.5. Data analyses

Rarefaction curves extrapolated to three times the sample size, i.e. 72 trees, and shared species analyses were carried out with EstimateS, version 9.1.0 [47]. Moreover, abundance-based (ACE) and incidence-based richness (ICE) were estimated where both the classic and bias-corrected Chao's estimated coefficients of variation were computed

and the larger of the Chao1 and Chao2 were reported, as recommended by [47]. To be able to compare the diversities of this study with a similar study on pine canopies [36], the pine data were re-analyzed and also extrapolated to yield a sample size of 72 trees. Extrapolation beyond three times the sample size is not recommended [47], because the variance increases with the extrapolation.

Whittaker's β was calculated as a measure of species turnover along the sampling gradients of oak and pine, respectively. It is insensitive to species richness and is calculated as

$$\beta = \left(\frac{\left(\frac{S}{\alpha_{max}} \right) - 1}{N - 1} \right) \times 100$$

where S = total number of species, α_{max} = highest number of species in any one locality and N = the number of localities [48]. It ranges from zero (no turnover) to 100 (every locality has a unique set of species). These calculations were done to complement multivariate analysis by detrended correspondence analysis (DCA) with Canoco, version 4.56 [49] to relate species composition and site characteristics along the sampling gradient. The multivariate analysis was done on untransformed species abundances with downweighting rare species.

3. Results

3.1. Faunistics

Combined, more than 6,800 specimens were identified to 722 species. Ninety-two species were new to the Norwegian fauna (Table 2), 61 Diptera, 24 Hymenoptera, one Thysanoptera and six oribatid mites. Of these, 21 species were new to science: 16 phorid flies (13 described in [23]), one sciarid midge [25], one chironomid midge [50], one aphelelid wasp [51] and two oribatid mites awaiting description. Also, of the 92 new Norwegian records, 15 were found in the Nordic countries for the first time (Table 2).

Table 2. Overview of species new to science (⊘), new occurrences for the Nordic countries (**) and Norway (*) upon sampling.

Higher taxon (# species)	Species name	Site no.
Acari: Oribatida	⊘ <i>Damaeus</i> sp. n.	1, 2, 3, 5, 6
	(**) <i>Li acarus</i> (<i>Dorycranosus</i>) <i>splendens</i> (Coggi, 1898)	3
	(**) <i>Oribatella</i> (<i>O.</i>) <i>quadricornuta</i> (Michael, 1880)	3
	(**) <i>Phauloppia nemoralis</i> (Berlese, 1916)	2, 3
	⊘ <i>Phthiracarus</i> sp. n.	2, 3, 6
	(**) <i>Xenillus</i> (<i>X.</i>) <i>discrepans</i> Grandjean, 1936	2, 5, 6
Thysanoptera: Phlaeothripidae	(*) <i>Poecilothrips albopictus</i> Uzel, 1895	3, 4, 6
Diptera: Limoniidae	(**) <i>Achryolimonium neonebulosa</i> (Alexander, 1924)	2, 3
	(*) <i>Tasiocera</i> (<i>Dasymolophilus</i>) <i>fuscescens</i> (Lackschewitz, 1940)	1, 3
Diptera: Sciaridae	(*) <i>Bradysia fenestralis</i> (Zetterstedt, 1838)	4
	⊘ <i>B. quercina</i> Menzel & Köhler, 2014	4
	(*) <i>Corynoptera forcipata</i> (Winnertz, 1867)	2, 3, 4
	(*) <i>C. irmgardis</i> (Lengersdorf, 1930)	5
	(*) <i>C. membranigera</i> (Kieffer, 1903)	2, 3, 4, 6
	(*) <i>Cratyna</i> (<i>C.</i>) <i>ambigua</i> (Lengersdorf, 1934)	1

	(*) <i>Pseudolycoriella paludum</i> (Frey, 1948)	4
	(*) <i>Scatopsiara</i> (S.) <i>calamophila</i> Frey, 1948	3, 4, 5
	(*) <i>S. (S.) multispina</i> (Bukowski & Lengersdorf, 1936)	1, 3
	(*) <i>S. (S.) neglecta</i> Menzel & Mohrig, 1998	4
	(*) <i>Trichosia</i> (T.) <i>flavicoxa</i> Tuomikoski, 1960	3
	(*) <i>Xylosciara</i> (X.) <i>trimera</i> Tuomikoski, 1960	6
Diptera: Chironomidae	(*) <i>Bryophaenocladus</i> sp. 10ES	4
	(*) <i>Chironomus</i> (<i>Lobochironomus</i>) <i>pseudomendax</i> Wülker, 1999	1
	(⊘) <i>Gymnometriocnemus</i> (G.) <i>pallidus</i> Stur & Ekrem, 2015	1, 6
Diptera: Ceratopogonidae	(**) <i>Forcipomyia dichromata</i> Remm & Zhogolev, 1968	3
Diptera: Phoridae	(*) <i>Megaselia albiclava</i> Schmitz, 1926	3
	(⊘) <i>M. aliusmyia</i> Disney, 2015	3
	(⊘) <i>M. alphamyia</i> Disney, 2015	3, 4
	(*) <i>M. basispinata</i> (Lundbeck, 1920)	1, 3
	(⊘) <i>M. chimyia</i> Disney, 2015	4
	(*) <i>M. crassipes</i> (Wood, 1909)	3
	(⊘) <i>M. deltamyia</i> Disney, 2015	5
	(*) <i>M. differens</i> Schmitz, 1948	2, 3, 5, 6
	(⊘) <i>M. etamyia</i> Disney, 2015	2
	(⊘) <i>M. geiri</i> Disney, 2015	3
	(*) <i>M. gregaria</i> (Wood, 1910)	3
	(*) <i>M. hirticrus</i> (Schmitz, 1918)	3, 5, 6
	(*) <i>M. hortensis</i> (Wood, 1909)	5
	(*) <i>M. ignobilis</i> (Schmitz, 1919)	2, 3, 4, 5
	(*) <i>M. immodensior</i> Disney, 2001	1
	(*) <i>M. intercostata</i> (Lundbeck, 1921)	3, 6
	(⊘) <i>M. karli</i> Disney, 2015	3
	(**) <i>M. kozlovi</i> Disney, 2013	4, 5
	(⊘) <i>M. sp. n. H</i>	3
	(⊘) <i>M. sp. n. I</i>	3
	(⊘) <i>M. lambdamyia</i> Disney, 2015	3
	(*) <i>M. longifurca</i> Lundbeck, 1921	2
	(**) <i>M. malhamensis</i> Disney, 1986	2, 3, 4
	(*) <i>M. mixta</i> (Schmitz, 1918)	3
	(**) <i>M. nigrescens</i> (Wood, 1910)	5
	(⊘) <i>M. numyia</i> Disney, 2015	3
	(⊘) <i>M. omicronmyia</i> Disney, 2015	3
	(*) <i>M. protarsalis</i> Schmitz, 1927	1
	(*) <i>M. quadriseta</i> Schmitz, 1918	3
	(⊘) <i>M. rhomyia</i> Disney, 2015	3
	(*) <i>M. robertsoni</i> Disney, 2008	3
	(⊘) <i>M. solii</i> Disney, 2015	5
	(*) <i>M. speiseri</i> Schmitz, 1929	3

	(*) <i>M. spinicineta</i> (Wood, 1910)	3
	(*) <i>M. surdifrons</i> (Wood, 1909)	2
	(⌘) <i>M. thunesi</i> Disney, 2015	6
	(⌘) <i>M. sp. n. T(5)</i>	2, 3, 5, 6
	(*) <i>M. wickenensis</i> Disney, 2000	3
	(*) <i>Phalacrotophora fasciata</i> (Fallén, 1823)	2
	(**) <i>Pseudacteon formicarum</i> (Verrall, 1877)	1
Diptera: Fanniidae	(*) <i>Fannia pauli</i> Pont, 1997	5
Diptera: Lauxaniidae	(*) <i>Homoneura lamellata</i> (Becker, 1895)	3
	(**) <i>H. thalhammeri</i> Papp, 1978	5
Hymenoptera: Aphelinidae	(*) <i>Aphelinus mali</i> (Haldeman, 1851)	4
	(⌘) <i>A. quercus</i> Japoshvili & Hansen, 2015	3
	(**) <i>A. subflavescens</i> (Westwood, 1837)	3
Hymenoptera: Ceraphronidae	(*) <i>Ceraphron pedes</i> Förster, 1861	4
	(*) <i>C. trissacantha</i> Kieffer, 1907	4
Hymenoptera: Eulophidae	(*) <i>Achrysocharoides butus</i> (Walker, 1839)	3
	(*) <i>A. latreillii</i> (Curtis, 1826)	1, 3
	(*) <i>Asecodes erxias</i> (Walker, 1848)	1, 3
	(**) <i>Tamarixia pubescens</i> (Nees, 1834)	1, 2, 3, 4, 5, 6
Hymenoptera: Pteromalidae	(*) <i>Hyperimerus pusillus</i> (Walker, 1833)	1, 3
	(*) <i>Mesopolobus. xanthocerus</i> (Thomson, 1878)	2, 3, 6
	(*) <i>Syntomopus thoracicus</i> Walker, 1833	3
Hymenoptera: Figitidae	(*) <i>Alloxysta brachyptera</i> (Hartig, 1840)	6
Hymenoptera: Platygasteridae	(*) <i>Amblyaspis angustula</i> (Thomson, 1859)	5
Hymenoptera: Scelionidae	(*) <i>Telenomus angustatus</i> (Thomson, 1861)	1, 3, 4, 6
	(*) <i>T. kolbei</i> Mayr, 1879	3
	(*) <i>T. lineolatus</i> Kozlov, 1967	4
	(**) <i>T. punctatissimus</i> (Ratzeburg, 1844)	3
Hymenoptera: Diapriidae	(*) <i>Cinetus piceus</i> Thomson, 1859	5
	(*) <i>Ismarus halidayi</i> Förster, 1850	5
	(*) <i>Trichopria aptera</i> (Rhute, 1859)	4
	(*) <i>Zygota ruficornis</i> (Curtis, 1831)	4
Hymenoptera: Encyrtidae	(*) <i>Copidosoma floridanum</i> (Ashmead, 1900)	4
	(**) <i>Habrolepis italicus</i> Delucchi, 1965	3

Diptera was the most species-rich order of invertebrates with 334 species (46.3%), followed by Hymenoptera with 117 (16.2%) and Coleoptera with 84 (11.6%). Also, Diptera was represented with the highest number of specimens with 1,339 (19.5%), followed by Hemiptera with 1,108 (16.1%) and Coleoptera with 821 (12.0%)¹. These figures correspond well with other inventories from canopies, with the exception of Oribatida, which usually dominate completely (e.g. [36,52]). In this material, Oribatida only constituted 455 specimens (6.6%).

¹ Collembola and Araneae are not included in the specimen calculations as their abundances were ranked for the common species.

Amongst the sites, the six most species-rich orders were represented in stable proportions with respect to the number of species present (Figure 2), with Diptera being clearly most species rich in all sites (29% in Skjærstjø to 47% in Berge). The proportion of specimens for the six most abundant orders, however, showed a varied pattern in that Isopoda constituted 23% of the specimens collected at Djupedal, Hemiptera almost 45% at Mule Varde and Coleoptera 25% at Skjærstjø (Figure 3). Moreover, the number of collected species ranged from 166 in Berge to 370 in Steinknapp, and the number of specimens collected was 4.6 times higher in Steinknapp (2,440) than at Berge (536) (Table 3). Steinknapp contained 1.8 times as many species as the second most species-rich site, Djupedal (just a few kilometers away). Although species new to science were found in all localities, 14 of the 21 new species were found in Steinknapp (25 specimens) with five species as the second highest number in any of the other localities (Skjærstjø, 37 specimens). In addition, 45 species new to Norway (134 specimens) were found in Steinknapp, followed by 20 species (60 specimens) in Djupedal.

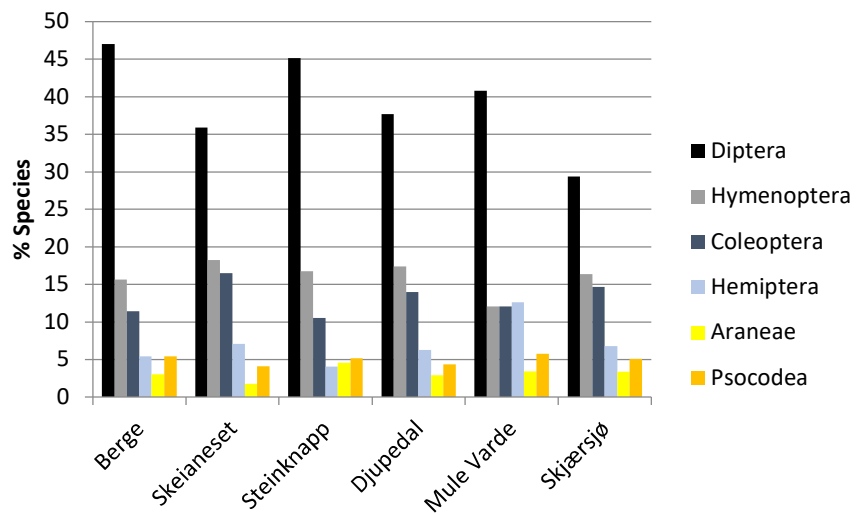


Figure 2. Percentage distribution of species (top six orders).

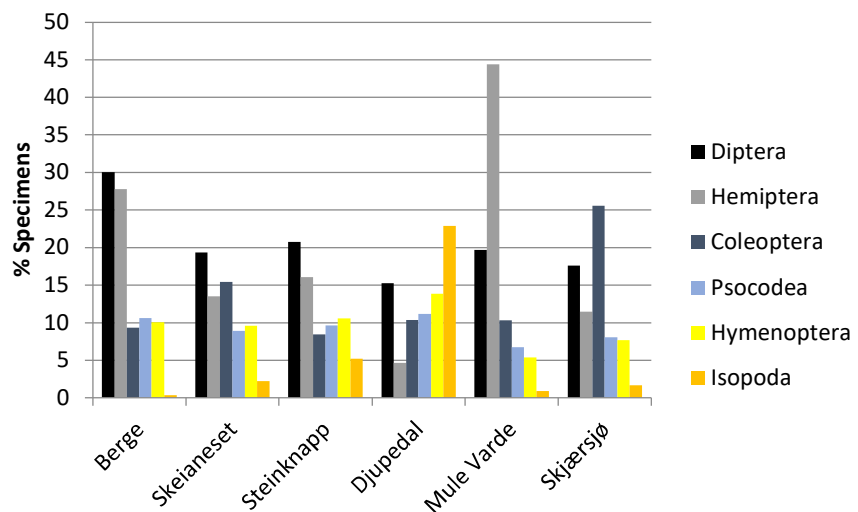


Figure 3. Percentage distribution of specimens (top six orders)

Table 3. Site diversity data. N_{Species} = Number of species collected from the site. $N_{\text{Specimens}}$ = Number of specimens collected from the site. R_{α} = Range of species numbers collected from any tree within the site. $R_{\text{Specimens}}$ = Range of specimens collected from any tree within the site. $N_{\text{Singletons}}$ = Number of species represented by one specimen only. Turnover = Whittaker's β within the site.

	N_{Species}	$N_{\text{Specimens}}$	R_{α}	$R_{\text{Specimens}}$	$N_{\text{Singletons}}$	Turnover
Berge	166	536	31-86	83-209	82	31.01
Skeianeset	170	719	40-88	76-324	95	31.06
Steinknapp	370	2,440	69-192	278-916	198	30.90
Djupedal	207	1,671	8-103	42-787	103	33.66
Mule Varde	174	669	38-80	92-336	111	39.17
Skjærstjø	177	830	52-76	179-230	108	44.30

Even though 50.6% of the species (358 species) were represented by singletons and 56.1% (397 species) were found in only one tree (uniques), the turnover along the entire sampling gradient (all 24 trees) was as low as $\beta = 13.34$, indicating a fairly homogenous composition of species. Between-site turnover showed the same with $\beta = 18.27$. Within the sites, however, turnover was higher (Table 3), ranging from 31.01 (Berge) to 44.30 (Skjærstjø).

This separation of sites is also reflected in the DCA ordination diagram (Figure 4), as the two sites on cultivated land (Berge and Mule Varde) were nicely grouped separately from the other sites indicating similar within-site composition of species but different from each other (except tree 11 from Steinknapp). At the opposite side of the gradient, the Djupedal site also indicates a similar species composition within the site, but different from the other sites. The strong explanatory powers of the DCA axes 1 and 2 (Eigenvalues = 0.51 and 0.32, respectively) as well as the long gradient (3.98 SD), corroborate this.

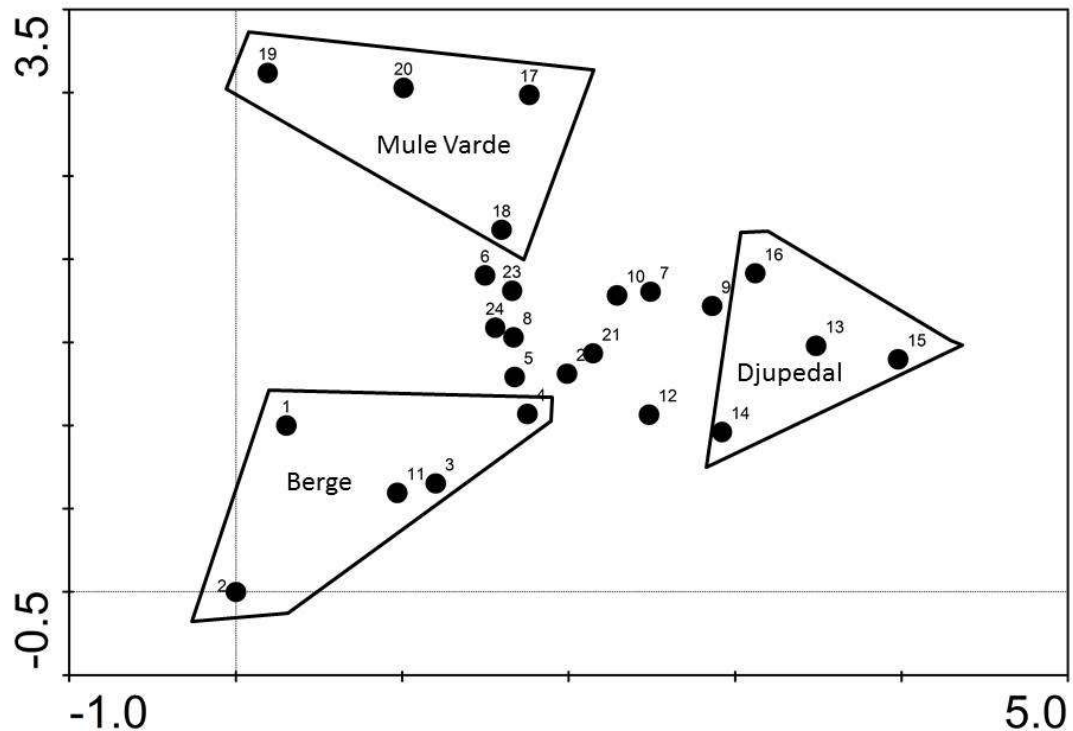


Figure 4. DCA ordination diagram. Eigenvalue 1 = 0.51. Eigenvalue 2 = 0.32. Dummy values for Araneae and Collembola included.

3.2. Species records

3.2.1. Araneae

Spiders are all predators and are usually more associated with their prey than with tree species. Noteworthy though, among the 28 species collected, one threatened species was found (*Diplocephalus picinus* (Blackwall, 1841) is a species normally found in broadleaf forests while *Moebelia penicillata* (Westring, 1851), *Paidiscura pallens* (Blackwall, 1834), *Neriene peltata* (Wider, 1834) and *Theridion mystaceum* L. Koch, 1870 are all known to climb trees [6,53].

Table 4. Red listed species [54]. Categories: VU = vulnerable, NT = near threatened

Order	Family	Species	Category	Locality	Specimens	Biology
Araneae	Theridiidae	<i>Diplocephalus picinus</i> (C. L. Koch, 1841)	VU	Steinknapp	Few	Lower branches, conifer forests (Nentwig et al. 2014)
Isopoda	Trachelipodidae	<i>Trachelipus ratzeburgii</i> (Brandt, 1833)	NT	Djupedal Skjærstjø	16 3	Broadleaf forest
Coleoptera	Cantharidae	<i>Malthinus seriepunctatus</i> Kiesenwetter, 1852	NT	Skeianeset Steinknapp	1 3	Thermophilus, predator, <i>Quercus</i>

			Djupedal	32	
Scirtidae	<i>Prionocyphon serricornis</i> (Müller, 1821)	NT	Skeianeset	2	Eurytop, saprophagous
Dasytidae	<i>Dasytes aeratus</i> Stephens, 1830	NT	Mule Varde	1	Eurytop, predator

3.2.2. Acari

Two oribatid mites new to science were found. *Damaeus* sp. n. was abundant with 51 specimens and present in all sites except Djupedal, while *Phthiracarus* sp. n. was found with five geographically disjunct specimens (Table 2). In addition, four oribatid species were recorded from the Nordic countries for the first time: *Liacarus* (*Dorycranosus*) *splendens* (Coggi, 1898) with one specimen from Steinknapp, *Oribatella* (*Oribatella*) *quadricornuta* (Michael, 1880) with 14 specimens from Steinknapp, *Phauloppia nemoralis* (Berlese, 1916) with one specimen from Skeianeset and two from Steinknapp, and *Xenillus* (*Xenillus*) *discrepans* Grandjean, 1936 with 14 specimens from Skeianeset, three from Mule Varde and one from Skjærstjø, respectively.

Among the arboreal species of oribatid mites inhabiting the oak canopies, we can include species living in the growths of mosses and lichens therein: *Camisia* (*C.*) *horrida* (Hermann, 1804), *Carabodes* (*C.*) *areolatus* Berlese, 1916, *Carabodes* (*C.*) *labyrinthicus* (Michael, 1879), *Cyberemaes cymba* (Nicolet, 1855), *Eupelps acromios* (Hermann, 1804), and *Oribatula* (*Zygoribatula*) *exilis* (Nicolet, 1855). Specialized lichenophagous species were also common in the treetops, feeding on the lichen thalluses: *Phauloppia lucorum* (C. L. Koch, 1841) and *Phauloppia nemoralis* (Berlese, 1916). Oribatid species preferring decaying wood were also frequent in tree canopies: *Caleremaes monilipes* (Michael, 1882), *Carabodes* (*C.*) *rugosior* Berlese, 1916 and *Euphthiracarus* (*E.*) *cribrarius* (Berlese, 1904). Arboreal species are usually bigger (length of body 600 – 1000 µm), dark brown or black, with heavily sclerotized cuticle and thick layer of waxy cerotegument on the body surface protecting them from desiccation. Forest litter and soil species, on the other hand, are characteristically smaller, lighter in color, with weaker sclerotized cuticle and a thinner layer of cerotegument (families Tectocephidae, Oppiidae, Suctobelbidae, Brachychthoniidae etc.). They were not found in the tree canopies.

3.2.3. Isopoda

Trachelipus ratzeburgii (Brandt, 1833) is categorized as near threatened in the Norwegian red list [54]. It appeared with 16 specimens in Djupedal and three in Skjærstjø (Table 4).

3.2.4. Collembola

Being scavengers for most, springtails are common in trees [55]. All the 23 species found in the oak canopies can be considered as common species, with *Entomobrya nivalis* (Linnaeus, 1758) as the by far most abundant species in this study. This species, together with *E. albocincta* (Templeton, 1835), *E. corticalis* (Nicolet, 1842), *E. marginata* (Tullberg, 1871) and *Sminthurinus alpinus* Gisin, 1953, are known arboreal species being associated with lichens growing on bark.

3.2.5. Hemiptera

Altogether, 35 species of Hemiptera were collected - 21 Heteroptera and 14 Auchenorrhyncha - most of them are oak associates [6,56,57]. *Temnostethus gracilis* Horváth, 1907 and *Phylus melanocephalus* (Linnaeus, 1767) were the two most common species of Heteroptera and found in almost all sites. Other oak dwellers worth mentioning are for example *Cylloceria hystrix* (Linnaeus, 1767), *Psallus varians* (Herrich-Schaeffer,

1841), *P. mollis* (Mulsant & Rey, 1852), *P. variabilis* (Fallén, 1807) and *P. wagneri* Ossiannilsson, 1953.

3.2.6. Psocodea

Twenty-four species of the order Psocodea were collected from the oak canopies, all belonging to families formerly referred to as the paraphyletic «order Psocoptera». Most Psocodea feed on algae, microfungi and lichens, or decomposing stages of these, as well as pollen. Most of the foliage-living species are associated with either conifers or broad-leaved trees, whereas bark-living species (on trunks as well as branches and twigs) are less discriminate. For most Psocodea, the character of the foodstuff itself, which may be dependent on physical factors like moisture, light and exposure, is probably more important than the tree species. No Psocodea species was found in all sites, but *Reuterella helvimacula* (Enderlein, 1901), *Valenzuela flavidus* (Stephens, 1836) and *Mesopsocus unipunctatus* (Müller, 1764) were the most common species (see Table A1). Almost all of the collected species are arboreal on a variety of tree species, *Lachesilla quercus* (Kolbe, 1880) has been believed to be confined to oak [6], but may also be found on other tree species, and outside the distribution of oak. Its apparent association with oak may rather be an expression of its preference [58,59] for dead leaves lingering on the tree, as commonly found on oaks, or on cut-off branches on the ground. *Valenzuela flavidus* and *Graphopsocus cruciatus* (Linnaeus, 1768) are associated with foliage of various deciduous trees [6,60].

3.2.7. Thysanoptera

Five specimens of *Poecilothrips albopictus* Uzel, 1895 were found at the two sites in Drangedal and in Larvik. This species was taken for the first time in Norway and its distribution indicates that it is fairly common. The biology of Thysanoptera is generally poorly known and it cannot be claimed that any of the 14 species in this study are associated with oaks - they are more likely to be associated with substrates offered by the tree, like fungal spores, algae etc.

3.2.8. Diptera

This was by far the most species rich group, with 334 species collected, 18 species new to science, seven species new to the Nordic fauna and an additional 52 species caught in Norway for the first time (Table 2). Phoridae was the family with the largest number of specimens collected (212 specimens), followed by Ceratopogonidae (203) and Chironomidae (123). Phoridae was also by far the most species rich family with 76 species, of which 16 species were new to science (all of them in the genus *Megaselia*); in addition, four species were new to the Nordic countries and 23 were new to Norway [23]². Sciaridae was the second most species rich group with 43 species (one species new to science and eleven new records for Norway) [25,62], followed by Chironomidae with 42 species (one species new to science [50], and two new to Norway). In addition, the following families were represented by new records: Limoniidae and Lauxaniidae (one new to the Nordic countries and one new to Norway, respectively), Ceratopogonidae (one new to the Nordic countries), and Fanniidae (one new to Norway).

The ecology of Diptera is mostly poorly known, and the abundant families in this study, e.g. Phoridae, Ceratopogonidae and Chironomidae are usually neglected in general faunistic surveys. Only adults were identified, while habitat requirements are a characteristic of the larvae of most species in these families. Nonetheless, most of species in the sciarid genera *Bradysia*, *Corynoptera* and *Scatopsciara* in this study (see Table A1) might have a connection with oak trees beyond accidental visits, as they are mentioned as deciduous forest species in the literature [25,63]. Other species of Sciaridae are also mentioned as deciduous forest associates (see Table A1). Additionally, *Phyllodromia melano-*

² *Borophaga agilis* (Meigen, 1830) was reported new to Norway in [23] but was later found to have been reported in [61].

cephala (Fabricius, 1794) (Empididae) and *Systemus bipartitus* (Loew, 1850) (Dolichopodidae) are species known to inhabit deciduous forests. The first was one of the most common species, with 77 specimens collected and from all sites.

Many species of Diptera are known to be trunk dwelling, fungivores or associated with rotting wood, habitats that are present abundantly in old oak trees. A rather high proportion of the collected species, where ecological information is available, can be assigned to either of these categories, most of them with few specimens. One exception was *Forcipomyia titillans* (Winnertz, 1852), a rotting matter associate [64], which was found with 22 individuals.

Other individual species accounts worth mentioning are those being abundant in all sites or aggregated at any one site. *Culicoides impunctatus* Goetghebuer, 1920 (Ceratopogonidae) is a haematophagous parasite on vertebrates and is also known to aggregate close to the breeding sites, which are humid areas, preferably peat bogs [65]. It was abundant in Steinknapp and Skjærstjø in particular, with 36 and 30 specimens collected, respectively. *Phora edentata* Schmitz, 1920 (Phoridae), a species new to Norway, was fairly abundant in most sites which indicates that it is a rather common species. Two other species, *Rhagio lineola* Fabricius, 1794 (Rhagionidae) and *Lyciella platycephala* (Loew, 1847) (Lauханиidae) were abundant in most sites. Both these species are common and occupy many habitats. Twelve specimens of *Anapausis helvetica* Haenni, 1984 (Scatopsidae) were collected from Mule Varde and not from elsewhere. This species is rarely collected, but present knowledge may indicate an association with open areas, farmlands and parks [66]. *Platypalpus ecalceatus* (Zetterstedt, 1838) (Hybotidae) was collected with 13 individuals and only in Djupedal. This species is most likely a predator, as are nearly all Empidoidea (Terje Jonassen, pers. comm), but we cannot readily explain why it appears aggregated at only one site. We can see a similar pattern for two other Empidoidea, the dolichopodids *Chrysotimus flaviventris* (von Roser, 1840) and *Dolichopus plumipes* (Scopoli, 1763), being represented with 21 and 66 specimens in the Drangedal samples, respectively, and almost absent from all the other sites (see Table A1). Ten specimens of *Megaselia robertsoni* Disney, 2008 (Phoridae), a species new to Norway, were found only at Steinknapp.

3.2.9. Hymenoptera

A total of 117 species of Hymenoptera were collected, with one species new to science, four species new to the Nordic countries and 21 additional species new to Norway (Table 2). Many of the specimens could only be identified to genera or “near to” designated species. Thus, we cannot rule out that there are additional undescribed species in this material. Of the two suborders, Symphyta and Apocrita were represented only by Apocrita. Of the 118 species, 12 Aculeata, i.e. nine Formicidae and three Crabronidae were found, the remaining 106 species all belonging to the “Parasitica infraorder”. Ceraphronoidea with 22 species (68 specimens), Chalcidoidea 55 species (160), Cynipoidea nine species (31), Diaprioidea 11 species (15), Platygastroidea 21 species (56). The Ichneumonoidea superfamily was not processed, only one species of *Gelis* sp. (1) has been added to the list. Ants in the mound building *Formica rufa* group, namely *F. polyctena* Förster, 1850 were, not surprisingly, the most abundant species. They were all collected in Drangedal and from all the treated trees at Djupedal. None of the remaining species were abundant in any of the sites, but 30 specimens of *Tamarixia pubescens* (Nees, 1834) (Eulophidae), a new species to the Nordic fauna, were collected and taken at all the sites. This is a parasitoid of psyllids known to parasitize *Trioza remota* Förster, 1848 [67], which as nymph is an oak obligate. *T. remota* was, however, not found in this study. *Seladerma tarsale* (Walker, 1833) (Pteromalidae) was also rather common with 24 specimens, whereof 14 were collected in Steinknapp. This species is a primary parasitoid of Agromyzidae flies [68]. No Agromyzidae were present in the material, however.

The representation of species shows a well-defined association with oak-galls. Oak-galls living inquilins are: *Ceroptres clavicornis* Hartig, 1840, *Neuroterus* nr. *politus* Hartig, 1840, *Saphonecrus connatus* (Hartig, 1840), *Synergus apicalis* Hartig, 1841, *S. crassicornis*

(Curtis, 1838), *S. gallaepomiformis* (Fonscolombe, 1832) and *S. pallipes* Hartig, 1840, all in the family Cynipidae. Worth mentioning of the large number of oak-gall parasitoids are: *Aulogygnus gallarum* (Linnaeus, 1761) (Eulophidae), *Eupelmus annulatus* Nees, 1834 (Eupelmidae), *Ormyrus pomaceus* (Geoffroy, 1785) (Ormyridae), and the pteromalids *Cecidostiba semifascia* (Walker, 1835), *Mesopolobus dubius* (Walker, 1834), *M. fasciiventris* Westwood, 1833, *M. tarsatus* (Nees, 1834), *M. tibialis* (Westwood, 1833), *M. xanthocerus* (Thomson, 1878), *Megastigmus dorsalis* (Fabricius, 1798) and *Torymus flavipes* (Walker, 1833).

3.2.10. Coleoptera

Of the 84 species of beetles found, three are on the Norwegian red list: *Malthinus seriepunctatus* Kiesenwetter, 1851 (Cantharidae), *Prionocyphon serricornis* (Müller, 1821) (Scirtidae) and *Dasytes aeratus* Stephens, 1830 (Dasytidae) (Table 4), all categorized as near threatened in [54].

Several of the species are associated with oak or on oak habitats: the curculionid *Archarius pyrrhoceras* (Marsham, 1802), *Coeliodes rana* (Fabricius, 1787), *Orchestes quercus* (Linnaeus, 1758); the already mentioned cantharid *M. seriepunctatus*; the ciid *Cis vestitus* (Mellié, 1848); the melandryid *Conopalpus testaceus* (Olivier, 1790); the chrysomelid *Cryptcephalus labiatus* (Linnaeus, 1761) and the cerambycid *Leiopus linnei* Wallin, Nylander & Kvamme, 2009 [10,34,69]. Furthermore, many species are known to be arboreal (see Table A1), but common for most of them was them being rare in this material. Common, arboreal species were *Otiorhynchus singularis* (Linnaeus, 1767) (Curculionidae), which is a species found almost everywhere. Thirty-one specimens were found at all sites but Skjærsvjø. Another weevil, *Strophosoma capitatum* (De Geer, 1775), a common herbivore on broadleaf trees, was found with 86 specimens at all but the two sites in Western Norway. The predacious Cantharidae *Malthodes guttifer* Kiesenwetter, 1852 was collected at all sites, except for Berge, with a total of 61 specimens. This is a common species associated with shrubs and often found climbing trees [10]. Eleven specimens of *Orchesia micans* (Panzer, 1793) (Melandryidae) were taken in Skjærsvjø, its only appearance in the study. It has a close association with polypore fungi in the genus *Inonotus* [70]. The throsoid *Trixagus dermesoides* (Linnaeus, 1767) was found with 11 specimens, ten of them from Steinknapp. This species is known as a generalist pollen and mould feeder (e.g. [71]), habitats plentiful in oaks.

3.2.11. Oak and pine canopies compared

The number of invertebrate species collected was 722 in this study compared to 512 in the study of pine [36]. The difference in turnover between the 24 oaks (13.34) and 24 pines (10.05) was however minor, suggesting a rather homogenous species pool along the sampling gradient for each tree species. The number of singletons was 358 (50.57%) in the oak samples versus 192 (38.00%) in the pine samples. Comparably, 397 species (56.07%) were unique (only found in one tree) in the oaks against 228 in the pines (45.00%). Comparing rarefaction curves for the two species treatments shows that oak has significantly richer fauna than pine (by non-overlapping SD) (Figure 5). In addition, there is a logarithmic relationship between the number of specimens collected and number of species found (Figure 6 raw data and Figure 7), suggesting that tens of thousands of individuals need to be sampled before the accumulation curve for pine starts to flatten. In oak, there is only a weak indication of levelling off (Figure 7).

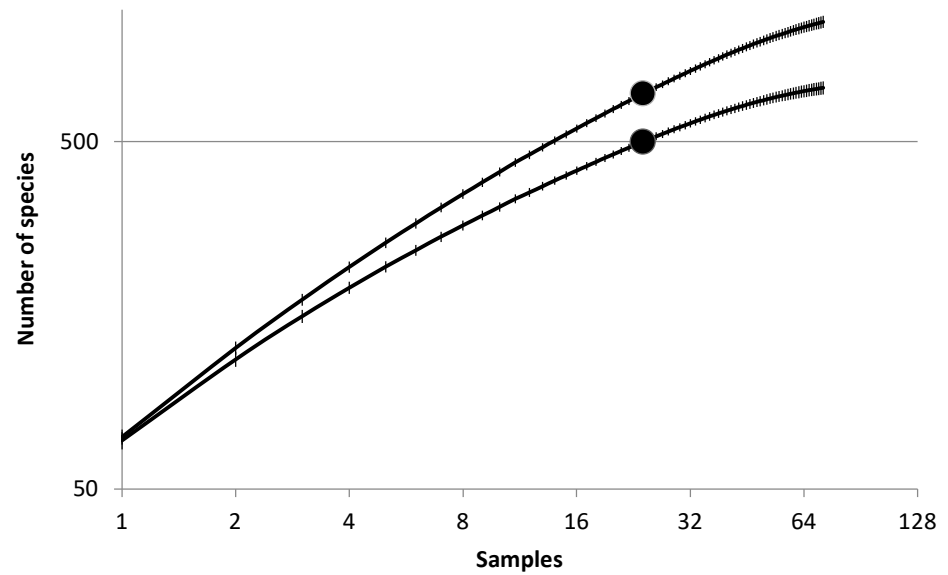


Figure 5. Rarefaction curves of oak diversity (top) versus pine diversity (bottom) extrapolated beyond the dots (i.e. 24 trees) to yield 72 treatments (i.e. trees). The dots show the number of species sampled by the number of trees treated. Note the log₂ x-axis and the log₁₀ y-axis.

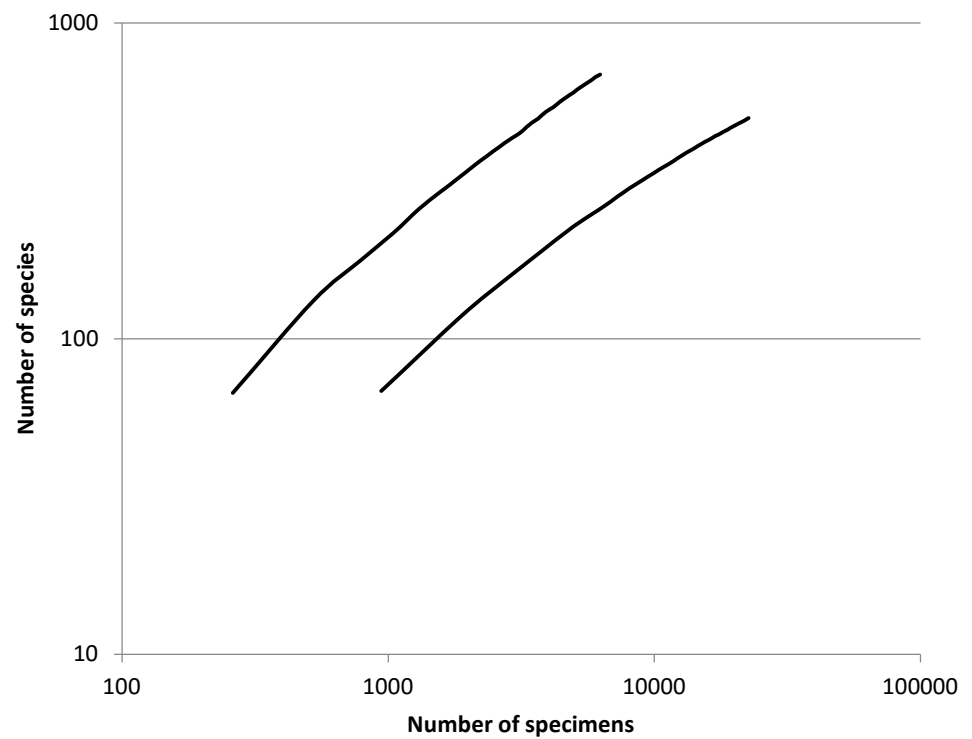


Figure 6. Log-log relationship based on raw data between number of specimens collected and number of species in oak (top) and pine (bottom).

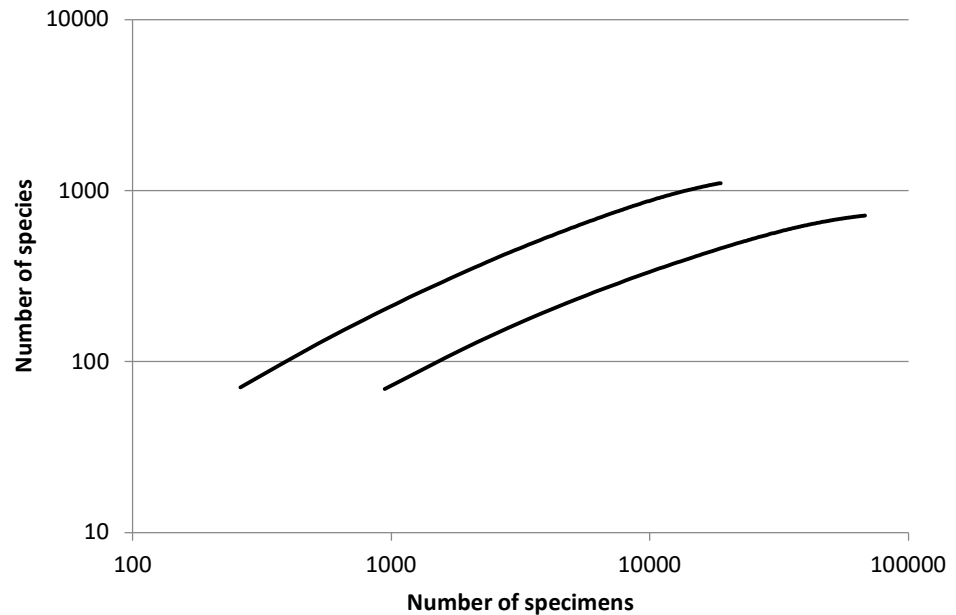


Figure 7. Log-log relationship based on extrapolated data between number of specimens collected and number of species in oak (top) and pine (bottom).

4. Discussion

4.1. Invertebrate samples

The number of collected specimens in this study was very low compared with the material collected from pines. One explanation is fairly obvious, as the weather in both sampling periods (June/July, 2011/2012) was generally cool and wet. The monthly temperature in 2011 was on average slightly higher than the normal temperature (ranging from -0.1°C below (Kvam, June) to $+1.7^{\circ}\text{C}$ above (Kvam, July)), but the precipitation ranged from 104% (Kvam, July) to 270% (Drangedal, July) of the normal [72,73]. For the year 2012, the monthly temperature was lower than the normal temperature (from -1.8°C (Drangedal, June) to -0.2°C (Kvam, July) below), and these months were also generally wetter than the normal (from 69% (Kvam, June) to 169% (Kvam, July)) [74,75]. Other reasons to the lower catch may be related to the structure and complexity of the oak canopy compared with the more open canopy of pine, in that a larger proportion of the invertebrates remain in the tree – either stuck in the dense foliage or on the branches. The collecting areas underneath the canopies were more or less equal for both pine and oak. Despite the lower catch, the species diversity was significantly higher in oak and a quadrupling of the sample size is needed in order to for the species accumulation curve to begin flattening (Figure 7).

4.2. Faunistics

Despite the ecology is unknown for many species (see Table A1), a large proportion of the species found in this study must be assumed to be occasional visitors (i.e. the oak canopy is not their primary habitat). As oaks offer a wide selection of sites to rest, swarm and feed, an abundance of generalists is to be assumed, as well as opportunists taking advantage of secondary habitats in the trees, for example the ant *Camponotus ligniperda* (Latreille, 1802) living in dead parts of the tree or the numerous species associated with deposited leaf litter or soils. Yet a few other species are likely accidental visitors from the

surroundings, e.g. species associated with grasses and *Calluna* (see Table A1). The presence of the marine chironomid *Halocladius variabilis* (Stæger, 1839) in Steinknapp is surprising, as the distance to the ocean is about 30 km. Its presence in Skeianeset and Mule Varde makes sense, however, as both sites are close to the sea.

Even though neither the psyllid *Trioza* nor agromyzid flies were found as adults, we must believe them to be present, as parasitoids of both were common – *Tamarixia pubescens* (Eulophidae) and *Seladerma tarsale* (Pteromalidae), respectively. Both host groups are known to live on oaks [76,77]. Another fact to note is that no species of the egg parasitoid family Mymaridae (Chalcidoidea) were collected. Mymaridae are the smallest insects in the world and regarding the number of species and specimens collected, it is inconceivable that Mymaridae species would not be present in larger numbers as well. Unfortunately, due to their size and fragility, they are likely to remain in the canopy foliage after fogging.

Correspondence in presence of species over a broader selection of literature shows that 80 of the species collected in this study were also present in other European studies on oak canopy or oak tree faunas [2,6,9,10,34,53,56,57,60,69,78,79].

4.3. Tree species compared

The canopies are now well known as a hotspot for species diversity, where new species to science and new country records are found, also in temperate forests [1,2,23,25,36,37,57,80–83]. Even though we must assume that many of the species are indifferent to which tree species they sojourn, there is no doubt that trees already known to be rich in species (like oak) also have a richer canopy fauna than pine, as noted by [4]. In this case, the most probable reason is the vast number of niches an oak tree offers compared to a pine, as well as the temporal stability tree age provides [9].

Forty-six species (6.50%) could be assigned oak associates in this study, while 53 species (10.29%) found in [36] were assigned pine associates in that study. This could indicate that the fauna of pines reflects a higher number of specialists, because pine fauna is more often surveyed than the oak fauna, where collections usually are targeting the rare, indicator or red-listed species. Another explanation can be that the defense mechanisms of pine and oak are very different with digestibility reducers targeting the general defoliator of oak while pine has induced defense mechanisms targeting specialists [84]. It can also simply reflect that the fauna associated with oak is still very poorly known, or that oak grows as a rule in more plant species-rich vegetation type(s) and in this sense has more exchange with associated fauna of other plant species. Moreover, the low turnover throughout the geographical gradient, and also between sites along the gradient, are clear indications that the common species are common everywhere, while the differences in individual trees can be substantial where the turnover is high.

4.4. Conservation and red lists

Some paradoxes arise when comparing the number of red-listed species with the number of species new to science or new occurrences. Only five red-listed species were found, while the number of new occurrences, including new species, were 92 altogether, most of them with very few specimens. This demonstrates how poorly known the Norwegian invertebrate fauna still is and also the gap to which groups are and have been assessed for the Norwegian Red List. One of the criteria for inclusion on the Red List is that a species should be known to reproduce for more than 10 years in the period 1800–2015 [54]. Moreover, rarity as such is not a criterion for inclusion, but reduced population sizes, reduced habitats or reduced distributions are. Thus, the value of the red list category for a species is based on changes in the intermediate-term development of its population and no new species or species observations will qualify for considerations into the list. Inasmuch, a new species does not necessarily have to be rare, it may just have been overlooked. Several new species or occurrences were widespread and with intermediate numbers, e.g. *Damaeus* n. sp. (50 specimens, five localities), *Xenillus* (*Xenillus*) *discrepans* (18

specimens, three localities), *Tamarixia pubescens* (30 specimens, all localities), *Megaselia ignobilis* (19 specimens, four localities) and *Phora edentata* (40 specimens, four localities) (Table 2). Canopy specialists may well have been overlooked as some are apparently rarely collected by conventional techniques and the obvious inaccessibility to the canopy complicates sampling.

Author Contributions: Conceptualization, K.H.T. and G.E.E.S.; methodology, K.H.T.; formal analysis, K.H.T.; investigation, G.E.E.S., C.T., A.F., S.O., S.R., C.C.C., R.H.L.D., J.S., G.B.V., T.J., J.A., A.K., F.M., R.S., E.S., W.A., K.M.O., T.K., A.E., S.P., S.K., L.O.H., G.M.K., J.P.H. and L.B.; data curation, G.E.E.S. and T.K.; writing—original draft preparation, K.H.T.; writing—review and editing, G.E.E.S., C.T., A.F., S.O., S.R., C.C.C., R.H.L.D., J.S., G.B.V., T.J., J.A., A.K., F.M., R.S., E.S., W.A., K.M.O., T.K., A.E., S.P., S.K., L.O.H., G.M.K., J.P.H. and L.B.; project administration, K.H.T. and G.E.E.S.; funding acquisition, K.H.T. and G.E.E.S. All authors have read and agreed to the published version of the manuscript.

Funding: This research was funded by the Norwegian Biodiversity Information Centre, grant numbers 70184219 and 70184228.

Institutional Review Board Statement: Not applicable.

Acknowledgments: We are indebted to Hans Nyeggen, Adrian Rasmussen, Jon Peder Lindemann and Vebjørn G. Thunes for assistance during the field work. We would also like to thank Tibor Bukovinszky for valuable comments on the manuscript. Finally, we would like to thank the land owners in question for giving permission to use their land.

Conflicts of Interest: The authors declare no conflict of interest. The funders had no role in the design of the study; in the collection, analyses, or interpretation of data; in the writing of the manuscript, or in the decision to publish the results.

Appendix A

Table A 1. Complete list of species with numbers per locality. Literature used for the table: [2,6,10,12,25,36,51,53,55–62,62,69,78,85–102] and personal comments from the authors. The (B) and (S) in the heading under Kvam are Berge and Skeianeset, respectively while the (S) and (D) under Drangedal are Steinknapp and Djupedal, respectively. An asterisk in front of the species name depicts a new record for either science, Nordic countries or Norway (for details, refer to Table 2).

Higher taxon	Species	Habitat	Kvam		Drangedal		Larvik	Porsgrunn
			1(B)	2(S)	3(S)	4(D)	5	6
ARANEAE								
Anyphaenidae	<i>Anyphaena accentuata</i> (Walckenaer, 1802)	Varies			x		x	
Araneidae	<i>Araneus sturmi</i> (Hahn, 1831)	Conifer forests		x		x		
	<i>Araniella displicata</i> (Hentz, 1847)				x			
Clubionidae	<i>Clubiona brevipipes</i> Blackwall, 1841					x	x	
Dictynidae	<i>Dictyna pusilla</i> Thorell, 1856				x			
Linyphiidae	<i>Agymeta conigera</i> (Cambridge, 1863)						x	
	<i>Diplocephalus picinus</i> (Blackwall, 1841)	Broadleaf forest						x
	<i>Entelecara acuminata</i> (Wider, 1834)		x		x			
	<i>Erigone atra</i> Blackwall, 1833	Varies						x
	<i>Maso sundevalli</i> (Westring, 1851)				x			
	<i>Moebelia penicillata</i> (Westring, 1851)	Crevices, forests, arboreal				x		
	<i>Neriere peltata</i> (Wider, 1834)	Branches, bushes	x	x	x	x	x	
	<i>N. radiata</i> (Walckenaer, 1842)				x			
	<i>Pelecopsis elongata</i> (Wider, 1834)	Vegetation, dry						x

Higher taxon	Species	Habitat	Kvam		Drangedal		Larvik	Porsgrunn
			1(B)	2(S)	3(S)	4(D)	5	6
Mimetidae	<i>Ero furcata</i> (Villers, 1789)	Varies			x			
Philodromidae	<i>Philodromus cespitum</i> (Walckenaer, 1802)	Conifer forests				x	x	
Pisauridae	<i>Pisaura mirabilis</i> (Clerck, 1757)	Heath, dry			x			
Segestriidae	<i>Segestria senoculata</i> (Linnaeus, 1758)	Holes in wall and bark			x			
Tetragnathidae	<i>Tetragnatha montana</i> Simon, 1874		x					
Theridiidae	<i>Selimus vittatus</i> (C. L. Koch, 1836)		x		x			
	<i>Dipoena braccata</i> (C. L. Koch, 1841)	Thermoph., branches			x			
	<i>Paidiscura pallens</i> (Blackwall, 1834)	Varies, oak	x	x	x	x	x	x
	<i>Parasteatoda tepidariorum</i> (C. L. Koch, 1841)				x			
	<i>Platnickina tincta</i> (Walckenaer, 1802)	Conifer forests			x			
	<i>Robertus neglectus</i> (Cambridge, 1871)							x
	<i>Theridion hemerobium</i> Simon, 1914				x			
	<i>T. mystaceum</i> L. Koch, 1870	Synantrop, bark, bush						x
Uloboridae	<i>Hyptiotes paradoxus</i> (C. L. Koch, 1834)	Spruce forest			x			
Sum species: 28			5	3	17	6	6	6
OPILIONES								
Phalangiidae	<i>Lacinius ephippiatus</i> (C. L. Koch, 1835)			12	1	3		
	<i>Mitopus morio</i> (Fabricius, 1799)			1			1	
Sclerosomatidae	<i>Leiobunum gracile</i> Thorell, 1876						1	2
	<i>Nelima gothica</i> Lohmander, 1945				2			
Sum species: 4				2	2	1	2	1
Sum specimens: 23				13	3	3	2	2
ACARI								
Anystidae	<i>Anystis baccharum</i> (Linnaeus, 1758)	Predator, woody plants	7	1	272	120		8
Ascidae	<i>Neojordensia sinuata</i> Athias-Henriot, 1973	Predator			1			
Bdellidae	<i>Bdella iconica</i> Berlese, 1923	Predator			1			
	<i>B. muscorum</i> Ewing, 1909	Predator			4			
	<i>Biscirus silvaticus</i> (Kramer, 1881)	Predator			6	8		
Erythraeidae	cf. <i>Abrolophus</i> sp.			1				
Eupodidae	<i>Eupodes voxencollinus</i> Thor, 1934					1		
Ixodidae	<i>Ixodes ricinus</i> (Linnaeus, 1758)	Mammal parasite	4	4	2		3	
Parasitidae	<i>Holoparasitus calcaratus</i> (C. L. Koch, 1839)	Predator			1	2		
	<i>Parasitus</i> sp.	Predator						2
Phytoseiidae	<i>Euseius finlandicus</i> (Oudemans, 1915)	Predator, woody plants	1		1			
Zerconidae	<i>Zercon spatulatus</i> (C. L. Koch, 1839)	Predator, dry habitats			1		1	
Achipteriidae	<i>Achipteria (A.) coleoprata</i> (Linnaeus, 1758)	Forest litter, meadows,					1	
Caleremaecidae	<i>Caleremaus monilipes</i> (Michael, 1822)	Decaying wood, stumps			1			
Camisiidae	<i>Camisia (C.) horrida</i> (Hermann, 1804)	Mosses on trees	2		12	7	5	1
	<i>Heminothrus (Platynothrus) peltifer</i> (C. L. Koch, 1839)	Forest litter, mosses	1				2	

Higher taxon	Species	Habitat	Kvam		Drangedal		Larvik	Porsgrunn
			1(B)	2(S)	3(S)	4(D)	5	6
Carabodidae	<i>Carabodes (C.) areolatus</i> Berlese, 1916	Lichens, mosses on trees			1			
	<i>C. (C.) labyrinthicus</i> (Michael, 1879)	Lichens, mosses on trees		3	1		4	
	<i>C. (C.) ornatus</i> Storkan, 1925	Coniferous forest litter					1	
	<i>C. (C.) rugosior</i> Berlese, 1916	Forest litter, stumps,	1					
	<i>Odontocephus (O.) elongates</i> (Michael, 1879)	Forest litter, mosses			1			
Cepheidae	<i>Cepheus cepheiformis</i> (Nicolet, 1855)	Forest leaf litter					1	
Metrioppiidae	<i>Ceratoppia bipilis</i> (Hermann, 1804)	Forest leaf litter				1		
Cyberemaeidae	<i>Cymbaeremaeus cymba</i> (Nicolet, 1855)	Lichens, mosses on trees		1		4	1	
Damaeidae	* <i>Damaeus</i> n.sp.		2	7	9		31	2
Ceratozetidae	<i>Diapterobates humeralis</i> (Hermann, 1804)	Forest litter, mosses			47	2	12	
	<i>Trichoribates (T.) trimaculatus</i> (C. L. Koch, 1836)	Forest litter					1	
Eremaeidae	<i>Eueremaeus oblongus silvestris</i> Forsslund, 1956	Mosses, leaf litter			5	1		1
Phenopelopodidae	<i>Eupelops acromios</i> (Hermann, 1804)	Mosses, lichens on trees			8	16	4	
Euphthiracaridae	<i>Euphthiracarus (E.) cribrarius</i> (Berlese, 1904)	Forest litter, decaying wood	1					
Galumnidae	<i>Galumna (G.) lanceata</i> (Oudemans, 1900)	Forest litter					1	
Oribatulidae	<i>Hemileius (H.) initialis</i> (Berlese, 1908)	Forest litter, meadows	1		2		1	1
	<i>Oribatula (Zygoribatula) exilis</i> (Nicolet, 1855)	Mosses, lichens on trees		1	13		1	
	<i>Phauloppia lucorum</i> (C. L. Koch, 1841)	Lichens on trees	5	6	87	43	23	6
	* <i>P. nemoralis</i> (Berlese, 1916)	Lichens on trees		1	2			
Chamobatidae	<i>Chamobates (C.) borealis</i> (Trägårdh, 1902)	Forest litter			1	1	2	
	<i>C. (C.) pusillus</i> (Berlese, 1895)	Forest litter	3	2	4	4	1	
Liacaridae	* <i>Liacarus (Dorycranosus) splendens</i> (Coggi, 1898)	Decaying wood,			1			
	<i>L. (Liacarus) coracinus</i> (C. L. Koch, 1841)	Decaying wood, litter					1	
Mycobatidae	<i>Mycobates (M.) parmeliae</i> (Michael, 1884)	Forest litter				2		
Oribatellidae	* <i>Oribatella (Oribatella) quadricornuta</i> (Michael, 1880)	Forest litter			14			
Phthiracaridae	* <i>Phthiracarus</i> n. sp.			1	1		3	
Steganacaridae	<i>Steganacarus (Tropacarus) carinatus</i> (C. L. Koch, 1841)	Leaf litter in forests			1			
Xenillidae	* <i>Xenillus (Xenillus) discrepans</i> Grandjean, 1936	Deciduous forest litter		14			1	3
Sum species: 44			11	12	28	14	22	8
Sum specimens: 907			28	42	500	212	101	24
ISOPODA								
Armadillidiidae	<i>Armadillidium pictum</i> Brandt, 1833			14	127	366	8	
	<i>A. pulchellum</i> (Zencker, 1799)						2	
Oniscidae	<i>Oniscus asellus</i> Linnaeus, 1758		2	2			1	
Philosciidae	<i>Philoscia muscorum</i> (Scopoli, 1763)							6
Trachelipodidae	<i>Trachelipus ratzeburgii</i> (Brandt, 1833)	Broadleaf forest				16	3	
Sum species: 5			1	2	1	2	4	1
Sum specimens: 547			2	16	127	382	14	6

Higher taxon	Species	Habitat	Kvam		Drangedal		Larvik	Porsgrunn
			1(B)	2(S)	3(S)	4(D)	5	6
MYRIAPODA								
Chilopoda								
Lithobiidae	<i>Lithobius borealis</i> Meinert, 1868				2	3	7	
Diplopoda								
Julidae	<i>Cylindroiulus punctatus</i> (Leach, 1815)					1		
Sum species: 2						1	2	1
Sum specimens: 13						3	6	8
COLEMBOLA								
Bourletiellidae	<i>Bourletiella hortensis</i> (Fitch, 1863)	Vegetation		1				
	<i>Deuterostminthurus bicinctus</i> (Koch, 1840)	Vegetation, bushes	8					
Dicyrtomidae	<i>Dicyrtomina minuta</i> (O. Fabricius, 1783)	Forest floor	2					3
Entomobryidae	<i>Entomobrya albocincta</i> (Templeton, 1835)	Bark, lichens		3				
	<i>E. corticalis</i> (Nicolet, 1842)	Bark, lichens			xx	xx		1
	<i>E. marginata</i> (Tullberg, 1871)	Bark, lichens			x		xx	
	<i>E. nicoleti</i> (Lubbock, 1868)	Forest floor		9				
	<i>E. nivalis</i> (Linnaeus, 1758)	Bark, lichens	1	90	xxx	xxx	xxx	20
	<i>Lepidocyrtus lignorum</i> (Fabricius, 1793)	Litter		1	xx	x	5	6
	<i>L. violaceus</i> (Geoffroy, 1762)	Litter						1
	<i>Orchesella bifasciata</i> Bourlet, 1839	Moss, rocks, trunks		11	x	xx	3	
	<i>O. cincta</i> (Linnaeus, 1758)	Forest floor		3		xx		3
	<i>O. flavescens</i> (Bourlet, 1839)	Forest floor				x	1	1
	<i>Willowsia buskii</i> (Lubbock, 1870)	Xero- thermoph, trunks				x		
Hypogastruridae	<i>Xenylla maritima</i> Tullberg, 1869	Xerophilous	1		xx	x		
Isotomidae	<i>Isotoma anglicana</i> Lubbock, 1862	Litter						1
	<i>Isotomurus graminis</i> Fjellberg, 2007	Hygrophilous	1					
	<i>Pseudisotoma sensibilis</i> (Tullberg, 1876)	Moss, forest floor					2	
Katiannidae	<i>Sminthurinus aureus</i> (Lubbock, 1836)	Litter						2
	<i>S. alpinus</i> Gisin, 1953	Bark, dead trees			x			
Sminthuridae	<i>Allacma fusca</i> (Linnaeus, 1758)	Forest floor	4	26			xx	9
	<i>Lipothrix lubbocki</i> (Tullberg, 1872)	Forest floor				x	1	
	Sminthuridae (juveniles)	Litter	2					
Tomoceridae	<i>Pogonognathellus flavescens</i> (Tullberg, 1871)	Forest floor		7				
Sum species: 23			6	9	7	9	8	10
DICTYOPTERA								
Blattellidae	<i>Ectobius lapponicus</i> (Linnaeus, 1758)				8	2		
DERMAPTERA								
Forficulidae	<i>Chelidura guentheri</i> (Galvagni, 1994)			7	4	2	2	
Sum species: 2				1	2	2	1	
Sum specimens: 25				7	12	4	2	

Higher taxon	Species	Habitat	Kvam		Drangedal		Larvik	Porsgrunn
			1(B)	2(S)	3(S)	4(D)	5	6
EPHEMEROPTERA								
Baetidae	<i>Cloeon inscriptum</i> Bengtsson, 1914							1
PLECOPTERA								
Nemouridae	<i>Amphinemura borealis</i> (Morton, 1894)	Streams	1					
	<i>A. sulcicollis</i> (Stephens, 1836)	Streams			1			
	<i>Nemoura cinerea</i> (Retzius, 1783)	Streams			3	10	2	
Sum species: 4			1		2	1	1	1
Sum specimens: 18			1		4	10	2	1
HEMIPTERA								
Heteroptera								
Anthocoridae	<i>Anthocoris nemoralis</i> (Fabricius, 1794)	Predator, arboreal, deciduous						6
	<i>A. nemorum</i> (Linnaeus, 1761)	Predator, vegetation					1	1
	<i>Orius minutus</i> (Linnaeus, 1758)	Predator, varies				1		
	<i>Temmostethus gracilis</i> Horváth, 1907	Predator, varies		54	1		20	81
	<i>T. cf. gracilis</i> Horváth, 1907		40	1	52	1	18	
Microphysidae	<i>Loricula elegantula</i> (Baerensprung, 1858)	Predator, lichens, trunk	2	2	71	4	1	19
	<i>L. pselaphiformis</i> Curtis, 1833	Predator, lichens, trunk	2	1	3			1
	Indet. (Anthocoridae or Microphysidae)		50		80	2	37	1
Miridae	<i>Blepharidopterus angulatus</i> (Fallén, 1807)	Predator, arboreal, deciduous		1				
	<i>Cylloceria histrionicus</i> (Linnaeus, 1767)	Predator, oak	3		6	3		
	<i>Dichroscytus rufipennis</i> (Fallén, 1807)	Pine flowers and cones						1
	<i>Orthotylus tenellus</i> (Fallén, 1807)	Predator, arboreal, deciduous			2			1
	<i>Phoenicocoris obscurellus</i> (Fallén, 1829)	Pine						3
	<i>Phylus melanocephalus</i> (Linnaeus, 1767)	Predator, oak	15		16	10	7	36
	<i>Phytocoris intricatus</i> Flor, 1861	Conifers			2			1
	<i>Ph. sp.</i>			1	9	1	1	
	<i>Psallus confusus</i> Rieger, 1981	Predator, oak						2
	<i>Ps. mollis</i> (Mulsant & Rey, 1852)	Predator, oak			17	4	1	5
	<i>Ps. variabilis</i> (Fallén, 1807)	Predator, oak	1					10
	<i>Ps. varians</i> (Herrich-Schaeffer, 1841)	Predator, arboreal, deciduous	9		27	1	1	6
	<i>Ps. wagneri</i> Ossiannilsson, 1953	Predator, oak			2	1		
<i>Ps. spp.</i>		23	3	84	31	1	104	
	<i>Rhabdomiris striatellus</i> (Fabricius, 1794)	Oak	1		5			
	Miridae indet.			1			1	
Lygaeidae	<i>Scolopostethus thomsoni</i> Reuter, 1875	Varies						1

Higher taxon	Species	Habitat	Kvam		Drangedal		Larvik	Porsgrunn
			1(B)	2(S)	3(S)	4(D)	5	6
Pentatomidae	<i>Pentatoma rufipes</i> (Linnaeus, 1758)	Predator, arboreal, deciduous	3	7			1	5
Sum species: 21			9	7	11	9	8	16
Sum specimens: 1030			149	71	377	59	90	284
Auchenorrhyncha								
Cixiidae	<i>Cixius cunicularius</i> (Linnaeus, 1767)	Deciduous wood plants			1			
Delphacidae	<i>Javesella forcipata</i> (Boheman, 1847)	Grass, open habitats					1	
	<i>Stiroma affinis</i> Fieber, 1866	Grass, forest		3				
	<i>Xanthodelphax flaveolus</i> (Flor, 1861)	Grass					1	
Issidae	<i>Issus muscaeformis</i> (Schränk, 1781)	Deciduous wood plants		7	7	15		2
Aphrophoridae	<i>Neophilaenus lineatus</i> (Linnaeus, 1758)	Grass		1				1
Cicadellidae	<i>Alebra albostrigata</i> (Fallén, 1826)	<i>Quercus</i>		10		2	1	7
	<i>Edwardsiana frustrator</i> (Edwards, 1908)	Deciduous wood plants					1	1
	<i>E. sp.</i>				1		1	
	<i>Eupteryx sp.</i>							1
	<i>Eurhadina concinna</i> (Germar, 1831)	<i>Quercus</i>		5				
	<i>Iassus lanio</i> (Linnaeus, 1761)	<i>Quercus</i>				1		
	<i>Populicerus populi</i> (Linnaeus, 1761)	<i>Populus tremula</i>			6			
	<i>Ribautiana scalaris</i> (Ribaut, 1931)	<i>Quercus</i>				1		
	<i>Typhlocyba quercus</i> (Fabricius, 1777)	<i>Prunus / Quercus</i>						1
Sum species: 14				5	4	4	4	6
Sum specimens: 78				26	15	19	5	13
PSOCODEA								
Trogiidae	<i>Cerobasis guestfalica</i> (Kolbe, 1880)	Bark	2		3		1	1
Caeciliusidae	<i>Valenzuela burmeisteri</i> (Brauer, 1876)	Conifers, arboreal		1			1	
	<i>V. despaxi</i> (Badonnel, 1936)	Conifers, arboreal		1	1			
	<i>V. flavidus</i> (Stephens, 1836)	Deciduous, arboreal	11	4	79	31	2	
	<i>V. sp.</i>					10		
Elipsocidae	<i>Cuneopalpus cyanops</i> (Rostock, 1876)	Conifers, arboreal	1					
	<i>Elipsocus abdominalis</i> Reuter, 1904	Bark, lichens						1
	<i>E. moebiusi</i> Tetens, 1891	Bark				11		7
	<i>E. pumilis</i> (Hagen, 1861)	Bark	14		41			1
	<i>E. sp. (moebiusi or pumilis)</i>				1			
	<i>Reuterella helvoimacula</i> (Enderlein, 1901)	Bark, lichens	1		15	88	11	18
Mesopsocidae	<i>Mesopsocus immunis</i> (Stephens, 1836)	Bark	3					4
	<i>M. laticeps</i> (Kolbe, 1880)	Bark			7			
	<i>M. unipunctatus</i> (Müller, 1764)	Bark	16	34	20	18		
Psocidae	<i>Amphigerontia bifasciata</i> (Latreille, 1799)	Bark			2	1		
	<i>Blaste conspurcata</i> (Rambur, 1842)	Bark, xerophilous			1			

Higher taxon	Species	Habitat	Kvam		Drangedal		Larvik	Porsgrunn
			1(B)	2(S)	3(S)	4(D)	5	6
	<i>Loensia fasciata</i> (Fabricius, 1787)	Bark		1	4		1	
	<i>L. sp. (variegata or pearmani)</i>			1	20		1	
	<i>Metylophorus nebulosus</i> (Stephens, 1836)	Bark			6	7		6
	<i>Psococerastis gibbosa</i> (Sulzer, 1776)	Bark	9	22	3		47	1
	<i>Trichadenotecnum sexpunctatum</i> (Linnaeus, 1758)	Bark			3			4
Lachesillidae	<i>Lachesilla quercus</i> (Kolbe, 1880)	Dead branches, leaves			1			
Stenopsocidae	<i>Graphopsocus cruciatus</i> (Linnaeus, 1768)	Deciduous, arboreal	3		19	12	1	
	<i>Stenopsocus lachlani</i> Kolbe, 1880	Conifers, arboreal			1			2
Philotarsidae	<i>Philotarsus parviceps</i> Roesler, 1954	Bark			2			
Peripsocidae	<i>Peripsocus phaeopterus</i> (Stephens, 1836)	Bark				1		
	<i>P. subfasciatus</i> (Rambur, 1842)	Bark			6	9		
	<i>P. sp. (didymus or phaeopterus)</i>						2	
Sum species: 24			9	7	19	9	9	10
Sum specimens: 655			57	64	235	187	67	45
THYSANOPTERA								
Aeolothripidae	<i>Aeolothrips melaleucus</i> Haliday, 1852	Predator				1		
	<i>A. versicolor</i> Uzel, 1895	Predator				1		
Thripidae	<i>Ceratothrips ericae</i> (Haliday, 1836)	<i>Calluna</i> , heath			1		1	
	<i>Oxythrips ajugae</i> Uzel, 1895	Pine cones	6					
	<i>Taeniothrips picipes</i> (Zetterstedt, 1828)	Herb flowers						1
	<i>Thrips major</i> Uzel, 1895	Herb flowers		4				
	<i>T. pini</i> (Uzel, 1895)	Pine					1	
Phlaeothripidae	<i>Acanthothrips nodicornis</i> (Reuter, 1880)	Dead branches, bark			1			
	<i>Haplothrips sp.</i>				1	1		
	<i>Hoplothrips pedicularius</i> (Haliday, 1836)	<i>Stereum rugosus</i>		2	4			1
	<i>H. ulmi</i> (Fabricius, 1781)	Dead wood, fungivore				2		
	<i>Phlaeothrips coriaceus</i> Haliday, 1836	Dead wood, fungivore			10			
	* <i>Poecilothrips albopictus</i> Uzel, 1895	? Dead wood, fungivore			2	2	1	
	<i>Xylaplothrips fuliginosus</i> (Schille, 1911)	Buds, bark, predator			1			
Sum species: 14			1	2	7	5	3	2
Sum specimens: 44			6	6	20	7	3	2
TRICHOPTERA								
Hydropsychidae	<i>Hydropsyche siltalai</i> Doehler, 1963						2	
Limnephilidae	<i>Limnephilus centralis</i> Curtis, 1834				5			
Sum species: 2					1		1	
Sum specimens: 7					5		2	
DIPTERA								
Nematocera								

Higher taxon	Species	Habitat	Kvam		Drangedal		Larvik	Porsgrunn
			1(B)	2(S)	3(S)	4(D)	5	6
Tipulidae	<i>Tipula irrorata</i> Macquart, 1826	Rotten wood, mosses				1		
	<i>T. lunata</i> Linnaeus, 1758	Shredder, leaf litter, soil		1				
	<i>T. scripta</i> Meigen, 1830	Shredder, leaf litter, green mosses		1				1
	<i>Nephrotoma analis</i> (Schummel, 1833)	Shredder, leaf litter, soil, exposed riverine sediments			1			
Limoniidae	* <i>Achryolimonium neonebulosa</i> (Alexander, 1924)	Rotten wood, fungi, wood sap		1	1			
	<i>Austrolimnophila ochracea</i> (Meigen, 1804)	Rotten wood, fungi					1	
	<i>Dicranomyia didyma</i> (Meigen, 1804)	Aquatic, semiaquatic, aquatic mosses, algae in waterfalls, shredder		1				
	<i>D. mitis</i> (Meigen, 1830)	Leaf litter, soil, exposed riverine sediments, shredder				1	1	
	<i>D. modesta</i> (Meigen, 1818)	Leaf litter, soil, exposed riverine sediments, shredder	1		5			
	<i>Dicranophragma separatum</i> (Walker, 1848)	Predator, semi-aquatic		1	1		1	
	<i>Epiphragma ocellare</i> (Linnaeus, 1761)	Rotten wood				1		
	<i>Erioptera lutea</i> Meigen, 1804	Collector, semi-aquatic	1					
	<i>Euphylidorea phaeostigma</i> (Schummel, 1829)	Predator, semi-aquatic					1	
	<i>Limonia flavipes</i> (Fabricius, 1787)	Leaf litter, soil, under bark, shredder				2		
	<i>L. phragmitidis</i> (Schränk, 1781)	Leaf litter, soil, under bark, riverside mud, shredder				1		
	<i>Molophilus appendiculatus</i> (Staeger, 1840)	Collector, semi-aquatic		2	3	1		
	<i>M. bifidus</i> Goetghebuer, 1920	Collector, semi-aquatic					1	
	<i>M. medius</i> de Meijere, 1918	Collector, semi-aquatic				1		
	<i>M. ochraceus</i> (Meigen, 1818)	Collector, semi-aquatic				1		
	<i>Neolimonia dumetorum</i> (Meigen, 1804)	Rotten wood, fungi						1
	<i>Ormosia lineata</i> (Meigen, 1804)	Collector, semi-aquatic				2		
<i>O. ruficauda</i> (Zetterstedt, 1838)	Collector, semi-aquatic				1	1		
<i>Pilaria discicollis</i> (Meigen, 1818)	Predator, semi-aquatic				2			
* <i>Tasiocera fuscescens</i> (Lackschewitz, 1940)	Collector, semi-aquatic	1			3			
Bibionidae	<i>Bibio nigriventris</i> Haliday, 1833	Eurytop, soil	1		1			
Psychodidae	<i>Pericoma</i> cf. <i>albomaculata</i> Wahlgren, 1904	Likely saprophagous			1	3		
	<i>Psychoda gemina</i> (Eaton, 1904)	Saprophag, semiaquatic					4	
	<i>P. phalaenoides</i> (Linnaeus, 1758)	Coprophagous	4		14		1	

Higher taxon	Species	Habitat	Kvam		Drangedal		Larvik	Porsgrunn
			1(B)	2(S)	3(S)	4(D)	5	6
	<i>P. sp.</i>		2		1	1		
	<i>Trichopsychoda hirtella</i> (Tonnoir, 1919)	Saprophagous			2			
Anisopodidae	<i>Sylvicola cinctus</i> (Fabricius, 1787)	Rotten wood, fungi			1		1	6
Keroplastidae	<i>Neoplatyura nigricauda</i> (Strobl, 1893)					2		
	<i>Orfelia unicolor</i> (Staeger, 1840)				1			
Mycetophilidae	<i>Boletina nigricans</i> Dziedzicki, 1885	Mycetophagous			1			
	<i>B. sp.</i>	Mycetophagous			1			
	<i>Coelosia flava</i> (Staeger, 1840)	Mycetophagous			1			
	<i>Ectrepesthoneura sp.</i>	Mycetophagous	1					
	<i>Mycetophila sp.</i>	Mycetophagous			1			1
	<i>Mycoma sp.</i>	Mycetophagous			1			
	<i>Neuratelia nemoralis</i> (Meigen, 1818)	Mycetophagous			1			
	<i>Sceptonia sp.</i>	Mycetophagous			1			
	<i>Zygomylia semifusca</i> (Meigen, 1818)	Mycetophagous			1			
Sciaridae	<i>Bradysia affinis</i> (Zetterstedt, 1838)	Woodland, wetlands, meadows, gardens, saprophagous			2	2		
	<i>B. alpicola</i> (Winnertz, 1867)	Woodland, bogs, grasslands, dunes, saprophagous			1			
	* <i>B. fenestralis</i> (Zetterstedt, 1838)	Woodland (oak, hazel, pine), heathland, grassland, water meadows, gardens, saprophagous				1		
	<i>B. hilariformis</i> Tuomikoski, 1960	Woodland, wetlands (mires, bogs), saprophagous			1			
	<i>B. nitidicollis</i> (Meigen, 1818)	Woodland, heathland, wetlands (water meadows, fens, mires, bogs), grassland, dunes, saltmarsh, gardens, saprophagous	1					
	* <i>B. quercina</i> Menzel & Köhler, 2014	Woodland (oak, ash, aspen, spruce), saprophagous				2		
	<i>B. sp. 1</i>	saprophagous		1				
	<i>B. sp. 2</i>	saprophagous						1
	<i>B. sp. 3</i>	saprophagous					1	
	<i>B. sp. 4</i>	saprophagous	1		1	1		

Higher taxon	Species	Habitat	Kvam		Drangedal		Larvik	Porsgrunn
			1(B)	2(S)	3(S)	4(D)	5	6
	* <i>Corynoptera forcipata</i> (Winnertz, 1867)	Woodland, heathland, wetlands (incl. water meadows, fens, bogs, basin mires), grassland, coastal landslips, saprophagous		2	1	8		
	<i>C. hypopygialis</i> (Lengersdorf, 1926)	Woodland (oak, beech, hazel), calcareous grassland, heathland, wetlands (incl. fens, bogs), open montane habitats, saprophagous			2	3		
	* <i>C. irmgardis</i> (Lengersdorf, 1930)	Woodland, heathland, wetlands (incl. water meadows, fens, bogs, reed beds, mires, bogs), grazed grassland, saprophagous						1
	* <i>C. membranigera</i> (Kieffer, 1903)	Woodland (oak, beech, poplar, pine, spruce, conifers), grassland, saprophagous		2	2	2	2	
	<i>C. sp. 1</i>	saprophagous				2		
	<i>C. sp. 2</i>	saprophagous				1		
	<i>C. sp. 3</i>	saprophagous			1			
	<i>C. sp. 4</i>	saprophagous		1				
	<i>C. sp. 5</i>	saprophagous				1		
	<i>C. sp. 6</i>	saprophagous		1				
	<i>C. sp. 7</i>	saprophagous			1			
	<i>C. sp. 8</i>	saprophagous				1		
	<i>C. sp. 9</i>	saprophagous			1			
	<i>C. sp. 10</i>	saprophagous			1			
	* <i>Cratyna (C.) ambigua</i> (Lengersdorf, 1934)	Woodland (oak, beech, poplar, pine, spruce), calcareous grassland, water meadows, saprophagous	1					
	<i>C. sp. 1</i>	saprophagous				1		
	<i>Epidapus gracilis</i> (Walker, 1848)	Woodland (oak, beech, maple, larch, pine,						1

Higher taxon	Species	Habitat	Kvam		Drangedal		Larvik	Porsgrunn
			1(B)	2(S)	3(S)	4(D)	5	6
		spruce, conifers), heathland, bogs, saprophagous						
	<i>Leptosciarella</i> sp. 1	Xylobiont				1		
	<i>Lycoriella ingenua</i> (Dufour, 1839)	Woodland (oak, hazel, poplar), heathland, wetlands (fens, sedge beds, water meadows), parkland, gardens, greenhouses, mycetophagous				1		
	* <i>Pseudolycoriella paludum</i> (Frey, 1948)	Woodland (oak, beech, elm), bogs, saprophagous				4		
	<i>Scatopsciara atomaria</i> (Zetterstedt, 1851)	Woodland, heathland, wetlands (fens, bogs, mires, water meadows), marshland, grassland, parkland, gardens, saprophagous	4		12			1
	* <i>S. calamophila</i> Frey, 1948	Woodland, grassland, heathland, marshland, gardens, saprophagous			6	2		1
	* <i>S. multispina</i> (Bukowski & Lengersdorf, 1936)	Woodland, grassland, heathland, wetlands (dump meadows, sedge beds), parkland, gardens, saprophagous	3		6			
	* <i>S. neglecta</i> Menzel & Mohrig, 1998	Woodland, grassland, heathland, wetlands (water meadows, sedge beds), parkland, gardens, saprophagous					1	
	<i>S. pusilla</i> (Meigen, 1818)	Woodland, grassland, heathland, wetlands (bogs, dump meadows), saprophagous				1		
	<i>S. vitripennis</i> (Meigen, 1818)	Woodland, grassland, heathland, wetlands (water meadows, fens),	3		8			

Higher taxon	Species	Habitat	Kvam		Drangedal		Larvik	Porsgrunn
			1(B)	2(S)	3(S)	4(D)	5	6
		parkland, sand dunes, saprophagous						
	S. sp. 1	saprophagous			1			
	S. sp. 2	saprophagous				1		
	* <i>Trichosia (T.) flavicoxa</i> Tuomikoski, 1960	Woodland, parkland (oak, alder, beech), Xylobiont			1			
	T. sp. 1	Xylobiont			1		1	
	T. sp. 2	Xylobiont		1				
	* <i>Xylosciara trimera</i> Tuomikoski, 1960	Woodland, parkland (oak, beech), xylobiont					1	
	X. sp. 1	Xylobiont		1				
Ceratopogonidae	<i>Atrichopogon griseolus</i> (Zetterstedt, 1855)					1		
	<i>A. minutus</i> (Meigen, 1830)	Rotting material	1					
	<i>A. muelleri</i> (Müller, 1905)	Aquatic larvae					1	
	<i>A. sp.</i>							1
	<i>Bezzia flavicornis</i> (Staeger, 1839)					1		
	<i>Be. ornata</i> (Meigen, 1830)							1
	<i>Brachypogon perpusillus</i> (Edwards, 1921)			1				
	<i>Br. sociabilis</i> (Goetghebuer, 1920)		1					
	<i>Culicoides chiopterus</i> (Meigen, 1830)	Dung / saprophagous					1	
	<i>C. clintoni</i> Boorman, 1984	Peat bogs					2	
	<i>C. impunctatus</i> Goetghebuer, 1920	Peat bogs	4	16	36	1	30	1
	<i>C. kibunensis</i> Tokunaga, 1937		1	1	2			1
	<i>C. obsoletus</i> (Meigen, 1818)		1	9		11	4	2
	<i>C. pallidicornis</i> Kieffer, 1919		1		1			
	<i>C. pictipennis</i> (Staeger, 1839)							1
	<i>C. scoticus</i> Downes & Kettle, 1952	Dung / saprophagous				2		
	<i>C. segnis</i> Campbell & Pelham-Clinton, 1960		3	3	3		1	1
	<i>Dasyhelea</i> spp.			1			1	
	* <i>Forcipomyia dichromata</i> Remm, 1968					1		
	<i>F. tibialis</i> Remm, 1961			1				
	<i>F. titillans</i> (Winnertz, 1852)	Rotting material	6	8	3		4	1
	<i>F. spp.</i>		2		1	1	1	1
	<i>Kolenohalea calcarata</i> (Goetghebuer, 1920)			4				
	<i>Palpomyia pubescens</i> Kieffer, 1919			10	1	4		1
	<i>Serromyia femorata</i> (Meigen, 1804)			1			1	1
	<i>Stilobezzia ochracea</i> (Winnertz, 1852)					1		
Scatopsidae	<i>Anapausis helvetica</i> Haenni, 1984							12
	<i>A. rectinervis</i> Duda, 1928	Eurytop	1					
	<i>Efcookella albitarsis</i> (Zetterstedt, 1850)	Saprophagous	1					

Higher taxon	Species	Habitat	Kvam		Drangedal		Larvik	Porsgrunn
			1(B)	2(S)	3(S)	4(D)	5	6
	<i>Holoplagia bullata</i> (Edwards, 1925)	Rotting wood, ants (?)				1		
	<i>Swammerdamella acuta</i> Cook, 1956		4		1			
Chironomidae								
Chironominae	<i>Chironomus (Chaetolabis) macani</i> Freeman, 1948		1					
	* <i>Chironomus (Lobochironomus) pseudomendax</i> Wülker, 1998		1					
	<i>Glyptotendipes (G.) cauliginellus</i> (Kieffer, 1913)		5					
	<i>Microspectra nana</i> (Meigen, 1818)		1		2			
	<i>M. pallidula</i> (Meigen, 1830)		1					
	<i>Parachironomus tenuicaudatus</i> (Malloch, 1915)		1					
	<i>Paratendipes albimanus</i> (Meigen, 1818)		2					
	<i>Stempellinella brevis</i> (Edwards, 1929)				3			
	<i>Tanytarsus medius</i> Reiss & Fittkau, 1971		1					
	<i>T. signatus</i> (van der Wulp, 1859)				1			
Orthoclaadiinae	<i>Bryophaenocladus ictericus</i> (Meigen, 1830)			1				
	<i>B. cf. vernalis</i> (Goetghebuer, 1921)				2	2	1	
	<i>B. sp. 4ES</i>					4		1
	* <i>B. sp. 10ES</i>					1		
	<i>Corynoneura lacustris</i> Edwards, 1924				2			
	<i>Co. sp. 16ES</i>							1
	<i>Cricotopus glacialis</i> Edwards, 1922				1			
	<i>Cr. tibialis</i> (Meigen, 1804)		1					
	<i>Eukiefferiella brevicealcar</i> (Kieffer, 1911)				1			
	* <i>Gymnometriocnemus (Gymnometriocnemus) pallidus</i> Stur & Ekrem, 2015		3				1	
	<i>Halocladus variabilis</i> (Staeager, 1839)	Marine, intertidal		1	1			4
	<i>Limmophyes asquamatus</i> Sogaard Andersen, 1937				1		1	
	<i>L. habilis</i> (Walker, 1856)					1		
	<i>L. minimus</i> (Meigen, 1818)		5	1	7	5		2
	<i>L. natalensis</i> (Kieffer, 1914)		2					
	<i>L. sp. 3ES</i>							1
	<i>L. sp. 14ES</i>	Parthenogenetic?	2					
	<i>Metriocnemus albolineatus</i> (Meigen, 1818)		5		2			
	<i>M. fuscipes</i> (Meigen, 1818)		1					
	<i>M. picipes</i> (Meigen, 1818)		2		1			1
	<i>M. sp. 3ES</i>							1
	<i>Parametriocnemus stylatus adzharicus</i> Kownacki & Zosidze, 1973		1					
	<i>Paraphaenocladus impensus</i> (Walker, 1856)		1					1
	<i>Pseudorthocladus sp. (curtistylus or uniserratus)</i>		2		1			1
	<i>Pseudosmittia albipennis</i> (Goetghebuer, 1921)		2		5	1	3	

Higher taxon	Species	Habitat	Kvam		Drangedal		Larvik	Porsgrunn
			1(B)	2(S)	3(S)	4(D)	5	6
	<i>P. forcipata</i> (Goetghebuer, 1921)		3		2			
	<i>Smittia</i> sp. 8ES		2					1
	<i>S.</i> sp. 16ES		1					
	<i>S.</i> sp. 19ES				1			
	<i>Tvetenia calvescens</i> (Edwards, 1929)				1			
<i>Tanypodinae</i>	<i>Krenopelopia</i> spp.		2	1	1	1		
	<i>Zavrelimyia divisa</i> (Walker, 1856)				1			
	Sum species: 153		47	28	76	41	20	30
	Sum specimens: 564		98	75	195	81	60	55
Brachycera								
<i>Hybotidae</i>	<i>Bicellaria nigra</i> (Meigen, 1824)	Several habitats	1	1		1		
	<i>Drapetis pusilla</i> Loew, 1859				1			
	<i>Euthyneura gyllenhali</i> (Zetterstedt, 1838)					1	1	
	<i>E. myrtilli</i> Macquart, 1836	Several habitats			5			
	<i>Hybos grossipes</i> (Linnaeus, 1767)	Vegetation, predator			2	1	2	
	<i>Oedalea stigmatella</i> Zetterstedt, 1842						1	
	<i>O. zetterstedti</i> Collin, 1926							1
	<i>Platypalpus calceatus</i> (Meigen, 1822)							1
	<i>P. candicans</i> (Fallén, 1815)		1		3			
	<i>P. ciliaris</i> (Fallén, 1816)				1			
	<i>P. cothurnatus</i> Macquart, 1827							1
	<i>P. cursitans</i> (Fabricius, 1775)		3		6			
	<i>P. ecalceatus</i> (Zetterstedt, 1838)					13		
	<i>P. exilis</i> (Meigen, 1822)					2	1	
	<i>P. longiseta</i> (Zetterstedt, 1842)				1			4
	<i>P. luteus</i> (Meigen, 1804)		1		1		2	
	<i>P. major</i> (Zetterstedt, 1842)			1		2		
	<i>P. nigratarsis</i> (Fallén, 1816)	Ground vegetation	1				1	1
	<i>P. pectoralis</i> (Fallén, 1815)			1	1		1	
	<i>P. pseudofulvipes</i> (Frey, 1909)							1
	<i>P. verralli</i> (Collin, 1926)				1			
	<i>Tachydromia umbrarum</i> Haliday, 1833	Tree trunks, predator	1		2			
	<i>Tachypeza fuscipennis</i> (Fallén, 1815)	Tree trunks, predator		1	3	1		
	<i>T. nubila</i> (Meigen, 1804)	Tree trunks	1		1		1	
	<i>Trichina clavipes</i> Meigen, 1830	Vegetation, predator		3		11	3	2
<i>Empididae</i>	<i>Chelifera trapezina</i> (Zetterstedt, 1838)	Aquatic larvae		1			1	
	<i>Empis stercorea</i> Linnaeus, 1761		2		6			
	<i>Gloma fuscipennis</i> Meigen, 1822				1			
	<i>Hilara canescens</i> Zetterstedt, 1849			1				
	<i>H. intermedia</i> (Fallén, 1816)		1					

Higher taxon	Species	Habitat	Kvam		Drangedal		Larvik	Porsgrunn
			1(B)	2(S)	3(S)	4(D)	5	6
	<i>H. platyura</i> Loew, 1873							1
	<i>Phyllodromia melanocephala</i> (Fabricius, 1794)	Deciduous trees, predator	15	12	9	23	17	1
	<i>Rhamphomyia crassirostris</i> (Fallén, 1816)				1			
	<i>R. flava</i> (Fallén, 1816)			1				
	<i>Trichopeza longicornis</i> (Meigen, 1822)		1					
Atelestidae	<i>Atelestus pulicarius</i> (Fallén, 1816)				2			
Dolichopodidae	<i>Chrysotimus flaviventris</i> (von Roser, 1840)			1		21	6	
	<i>C. molliculus</i> (Fallén, 1823)							4
	<i>Chrysotus cilipes</i> Meigen, 1824							1
	<i>Dolichopus nigricornis</i> Meigen, 1824					1	1	1
	<i>D. plumipes</i> (Scopoli, 1763)		2		66			
	<i>D. popularis</i> Wiedemann, 1817		2		3			
	<i>D. simplex</i> Meigen, 1824		3		13			
	<i>Gymnopternus aerosus</i> (Fallén, 1823)				1			
	<i>G. celer</i> (Meigen, 1824)							1
	<i>Medetera abstrusa</i> Thunberg, 1955	Tree trunks, predator	1					
	<i>M. belgica</i> Parent, 1936	Tree trunks, predator	1		1			
	<i>Neurigona pallida</i> (Fallén, 1823)				1	1		
	<i>N. suturalis</i> (Fallén, 1823)							1
	<i>Sciapus platypterus</i> (Fabricius, 1805)							1
	cf. <i>Sympycnus pulicarius</i> (Fallén, 1823)							3
	<i>Systemus bipartitus</i> (Loew, 1850)	Sap, deciduous trees				1	1	
	<i>Xanthochlorus ornatus</i> (Haliday, 1832)							1
	<i>X. tenellus</i> (Wiedemann, 1817)					4		
Phoridae	<i>Borophaga agilis</i> (Meigen, 1830)					1		
	* <i>Megaselia albiclava</i> (Schmitz, 1926)				2			
	* <i>M. aliusmyia</i> Disney, 2015				1			
	* <i>M. alphamyia</i> Disney, 2015				2	3		
	* <i>M. basispinata</i> (Lundbeck, 1920)		1		1			
	* <i>M. chimyia</i> Disney, 2015					1		
	<i>M. ciliata</i> (Zetterstedt, 1848)	Predacious larvae		2		1		
	<i>M. conformis</i> (Wood, 1909)							1
	<i>M. cothurnata</i> (Schmitz, 1919)			2	3			
	* <i>M. crassipes</i> (Wood, 1909)				1			
	* <i>M. deltamyia</i> Disney, 2015							1
	* <i>M. differens</i> Schmitz, 1948			2	4		1	1
	<i>M. discreta</i> (Wood, 1909)	Fungi		2	2			
	<i>M. diversa</i> (Wood, 1909)					1		
	* <i>M. etamyia</i> Disney, 2015			1				

Higher taxon	Species	Habitat	Kvam		Drangedal		Larvik	Porsgrunn
			1(B)	2(S)	3(S)	4(D)	5	6
	<i>M. fuscovariana</i> Schmitz, 1933				4			
	* <i>M. geiri</i> Disney, 2015				1			
	<i>M. giraudii</i> (Egger, 1862)	Decaying material			2			3
	* <i>M. gregaria</i> (Wood, 1910)				2			
	* <i>M. hirticus</i> (Schmitz, 1918)				1		1	3
	* <i>M. hortensis</i> (Wood, 1909)							1
	* <i>M. ignobilis</i> (Schmitz, 1919)			2	14	2		1
	* <i>M. immodensior</i> Disney, 2001		1					
	<i>M. insons</i> (Lundbeck, 1920)			1	2		1	
	* <i>M. intercostata</i> (Lundbeck, 1921)				3		1	
	* <i>M. karli</i> Disney, 2015				1			
	* <i>M. kozlovi</i> Disney, 2013					1		1
	* <i>M. lambdamyia</i> Disney, 2015				2			
	<i>M. lata</i> (Wood, 1910)	Fungi		1				
	<i>M. longicostalis</i> (Wood, 1912)	Decaying material					1	
	* <i>M. longifurca</i> (Lundbeck, 1921)	Predacious larvae		1				
	<i>M. lutea</i> (Meigen, 1830)	Fungi			1			
	* <i>M. malhamensis</i> Disney, 1986			1	6	1		
	* <i>M. mixta</i> (Schmitz, 1918)	Fungi			1			
	* <i>M. nigrescens</i> (Wood, 1910)	Fungi						1
	<i>M. nigriceps</i> (Loew, 1866)	Necrophagous		1	1		2	
	* <i>M. numyia</i> Disney, 2015				2			
	* <i>M. omicronmyia</i> Disney, 2015				1			
	<i>M. pectorella</i> Schmitz, 1929				2	1		
	* <i>M. protarsalis</i> Schmitz, 1927		1					
	<i>M. pusilla</i> (Meigen, 1830)	Polysaprophagous			2			
	* <i>M. quadriseta</i> Schmitz, 1918				2			
	* <i>M. rhomyia</i> Disney, 2015				1			
	* <i>M. robertsoni</i> Disney, 2008				10			
	<i>M. ruficornis</i> (Meigen, 1830)	Decaying materials	1	1	1			
	* <i>M. solii</i> Disney, 2015							1
	* <i>M. speiseri</i> Schmitz, 1929				1			
	* <i>M. spinicineta</i> (Wood, 1910)	Fungi			1			
	* <i>M. surdifrons</i> (Wood, 1909)			1				
	* <i>M. thunesi</i> Disney, 2015						1	
	* <i>M. wickenensis</i> Disney, 2000				1			
	* <i>M. sp. nov. H</i>				1			
	* <i>M. sp. nov. I</i>				1			
	* <i>M. sp. nov. T(5)</i>			1	4		1	1
	<i>M. sp. U</i>						1	
	<i>M. sp. 2</i>			1				

Higher taxon	Species	Habitat	Kvam		Drangedal		Larvik	Porsgrunn
			1(B)	2(S)	3(S)	4(D)	5	6
	<i>M. sp. 3</i>				1			2
	<i>M. sp. 4</i>							1
	<i>M. sp. 6</i>				1	1		
	<i>M. sp. 7</i>				1			
	<i>M. sp. 8</i>				1			
	<i>M. sp. 9</i>				1			
	<i>M. sp. 11</i>				1			
	<i>M. sp. 12</i>				1			
	<i>M. sp. 14</i>				1			
	<i>M. sp. 15</i>				1			
	<i>M. sp. 17</i>			1	1	1		
	<i>M. sp. 18</i>			1				
	<i>M. sp. 20</i>			1				
	<i>M. sp. 21</i>			1				
	<i>Menoziola obscuripes</i> (Schmitz, 1927)	Ant parasitoid			1			
	* <i>Phalactrophora fasciata</i> (Fallén, 1823)	Coccinellidae parasitoid		1				
	<i>Phora edentata</i> Schmitz, 1920			2	5	21		12
	<i>P. holosericea</i> Schmitz, 1920	Root aphid predator						1
	<i>P. tincta</i> Schmitz, 1920				1			
	* <i>Pseudacteon formicarum</i> (Verrall, 1827)	Ant parasitoid	1					
Rhagionidae	<i>Ptiolina obscura</i> (Fallén, 1814)		1					1
	<i>Rhagio lineola</i> Fabricius, 1794			4	4	12	19	5
	<i>R. maculatus</i> (DeGeer, 1776)				1			
	<i>R. scolopaceus</i> (Linnaeus, 1758)				1			
	<i>Symphoromyia crassicornis</i> (Panzer, 1806)				1			
Tanypezidae	<i>Tanypeza longimana</i> Fallén, 1820				1			
Stratiomyidae	<i>Beris chalybata</i> (Forster, 1771)				1			
	<i>B. clavipes</i> (Linnaeus, 1767)		2		14			
Tabanidae	<i>Hematopogon</i> sp.				1			
Opomyzidae	<i>Opomyza germinationis</i> (Linnaeus, 1758)				1			
Sciomyzidae	<i>Pherbellia annulipes</i> (Zetterstedt, 1846)				1			
	<i>P. dubia</i> (Fallén, 1820)				3			
	<i>P. sp. (rozkosnyi or scutellaris)</i>					1		
Lonchopteridae	<i>Lonchoptera</i> sp.						2	
Clusiidae	<i>Clusiodes verticalis</i> (Collin, 1912)			1				
Lonchaeidae	<i>Lonchaea</i> sp.						1	
Milichidae	<i>Phyllomyza</i> sp.							1
Lauxaniidae	* <i>Homoneura lamellata</i> (Becker, 1895)				1			
	* <i>H. thalhammeri</i> Papp, 1978							1
	<i>Lyciella decempunctata</i> (Fallén, 1820)			2	7	5	1	
	<i>L. platycephala</i> (Loew, 1847)		6	4	17	24	7	

Higher taxon	Species	Habitat	Kvam		Drangedal		Larvik	Porsgrunn
			1(B)	2(S)	3(S)	4(D)	5	6
	<i>L. rorida</i> (Fallén, 1820)		1		3	1		
	<i>L. vittata</i> (Walker, 1849)		1					
	<i>Pseudolyciella pallidiventr</i> (Fallén, 1820)			1				1
	<i>P. stylata</i> (Papp, 1978)				2			
	<i>P. spp.</i>					2		5
	<i>Sapromyza basalis</i> Zetterstedt, 1847				2			
	<i>S. hyalinata</i> (Meigen, 1826)		1		3	1		
	<i>Sapromyzosoma quadricincta</i> (Becker, 1895)				1	1		
	<i>Tricholauxania praeusta</i> (Fallén, 1820)						2	
Drosophilidae	<i>Drosophila</i> sp. (<i>melanogaster</i> or <i>simulans</i>)						1	
	<i>Scaptomyza pallida</i> (Zetterstedt, 1847)				1			
Ephyrididae	<i>Athyroglossa glabra</i> (Meigen, 1830)				1			
Fanniidae	* <i>Fannia pauli</i> Pont, 1997							1
	<i>F. polychaeta</i> (Stein, 1895)					2		1
	<i>F. cf. polychaeta</i> (Stein, 1895)					1		
	<i>F. tuberculata</i> (Zetterstedt, 1849)		1					
	<i>F. spp.</i>		2		2	1		
	<i>Piezura pardalina</i> Rondani, 1866				1			
Heleomyzidae	<i>Suillia bicolor</i> (Zetterstedt, 1838)				1			
Anthomyiidae	<i>Mycophaga testacea</i> (Gimmerthal, 1834)				1			
Muscidae	<i>Coenosia pudorosa</i> Collin, 1953		3					
	<i>Helina depuncta</i> (Fallén, 1825)		2	1		1	1	1
	<i>H. impuncta</i> (Fallén, 1825)							1
	<i>Hydrotaea irritans</i> (Fallén, 1823)				1			
	cf. <i>Hydrotaea</i> sp.						2	
	<i>Muscina levida</i> (Harris, 1780)				1			
	<i>Phaonia laeta</i> (Fallén, 1823)					1		
	<i>Thricops semicinereus</i> (Wiedemann, 1817)						1	
Rhinophoridae	<i>Paykullia brevicornis</i> (Zetterstedt, 1844)			1				
	<i>Stevenia atramentaria</i> (Meigen, 1824)					2		
Sarcophagidae	<i>Sarcophaga depressifrons</i> Zetterstedt, 1845					1		
	<i>S. variegata</i> (Scopoli, 1763)							1
Sepsidae	<i>Sepsis cynipsea</i> (Linnaeus, 1758)		1					
Tachinidae	<i>Cinochira atra</i> Zetterstedt, 1845				1			
Sum species: 181			31	33	91	37	32	41
Sum specimens: 775			63	64	311	174	86	77
HYMENOPTERA								
Formicidae	<i>Camponotus ligniperda</i> (Latreille, 1802)	Woodlands, dead wood		11	35	2	6	2
	<i>Formica fusca</i> Linnaeus, 1758	Xerophilous		2	15	1	2	
	<i>F. polyctena</i> Förster, 1850				10	172		

Higher taxon	Species	Habitat	Kvam		Drangedal		Larvik	Porsgrunn
			1(B)	2(S)	3(S)	4(D)	5	6
	<i>F. rufa</i> Linnaeus, 1761				56			
	<i>Lasius brummeus</i> (Latreille, 1798)	Deciduous				1	1	1
	<i>L. platythorax</i> Seifert, 1991	Forests	2		25	1		
	<i>Myrmica rubra</i> (Linnaeus, 1758)	Forests						7
	<i>M. ruginodis</i> Nylander, 1846	Forests	2	2		2	11	
	<i>Temnothorax</i> cf. <i>tuberum</i> (Fabricius, 1775)				3			
Crabronidae	<i>Crossocerus tarsatus</i> (Shuckard, 1837)				1			
	<i>Passaloecus</i> sp.				1			
	<i>Stigmus solskyi</i> Morawitz, 1864				1	1		
Ichneumonidae	<i>Gelis</i> sp.	Parasitoid		1				
Ceraphronidae	<i>Aphanogmus apicalis</i> Szelenyi, 1938	Parasitoid						1
	<i>A. clavicornis</i> Thomson, 1859	Parasitoid			2			
	<i>A.</i> cf. <i>clavicornis</i> sp. 1	Parasitoid		3			1	3
	<i>A.</i> cf. <i>clavicornis</i> sp. 2	Parasitoid					1	
	<i>A.</i> cf. <i>clavicornis</i> sp. 3	Parasitoid		1				
	<i>A. compressus</i> (Ratzeburg, 1852)	Parasitoid		1	2	4	1	3
	<i>A.</i> nr. <i>compressus</i> (Ratzeburg, 1852)	Parasitoid	1		2			1
	<i>A.</i> nr. <i>dessarti</i> Hellen, 1966	Parasitoid			1			
	<i>A. nigrifornicatus</i> Pschom-Walker, 1956	Parasitoid			1			
	<i>A. steinitzi</i> Priesner, 1936	Parasitoid				3	1	
	<i>A. tenuicornis</i> Thomson, 1859	Parasitoid	1		1	2		
	<i>A.</i> nr. <i>tenuicornis</i> Thomson, 1859	Parasitoid	2					
	<i>A.</i> spp.	Parasitoid		5		2		3
	* <i>Ceraphron pedes</i> Förster, 1861	Parasitoid				2		
	* <i>C. trissacantha</i> Kieffer, 1907	Parasitoid				1		
Megaspilidae	<i>Conostigmus</i> sp. 1	Parasitoid		2		3		
	<i>C.</i> sp. 2	Parasitoid		1				
	<i>Dendrocerus laevis</i> (Ratzeburg, 1852)	Parasitoid			1			
	<i>D.</i> sp. 1	Parasitoid	1					1
	<i>D.</i> sp. 2	Parasitoid		1	1			
	<i>D.</i> sp. 3	Parasitoid				1		
	<i>D.</i> spp.	Parasitoid			1	3		
Aphelinidae	* <i>Aphelinus mali</i> (Haldeman, 1851)	Parasitoid, Hemiptera				1		
	* <i>A. quercus</i> (Japoshvili & Hansen, 2015)	Parasitoid, Quercus			1			
	* <i>A. subflavescens</i> (Westwood, 1837)	Parasitoid, Aphidiidae			1			
Eulophidae	* <i>Achrysocharoides butus</i> (Walker, 1839)	Parasitoid, Gracillariidae			1			
	* <i>A. latreillii</i> (Curtis, 1826)	Parasitoid, Gracillariidae	2		2			
	<i>Aprostocetus</i> spp.	Parasitoid		3	1		1	
	* <i>Asecodes erxias</i> (Walker, 1848)	Parasitoid, polyphagous	1		1			

Higher taxon	Species	Habitat	Kvam		Drangedal		Larvik	Porsgrunn
			1(B)	2(S)	3(S)	4(D)	5	6
	<i>Aulogymnus gallarum</i> (Linnaeus, 1761)	Parasitoid, oak-galls		3	1			
	<i>Chrysocharis cf. prodice</i> (Walker, 1839)	Parasitoid			1			
	<i>C. sp.</i>	Parasitoid,			1			
	<i>Cirrospilus diallus</i> Walker, 1838	Parasitoid,	1		2			
	<i>Closterocerus trifasciatus</i> Westwood, 1833	Parasitoid, polyphagous			1			
	<i>Elachertus sp.</i>	Parasitoid,					1	
	<i>Entedon ergias</i> Walker, 1839	Parasitoid, polyphagous		1				
	<i>E. sp.</i>	Parasitoid						1
	<i>Eulophus larvarum</i> (Linnaeus, 1758)	Parasitoid, polyphagous		2				
	<i>Omphale acamas</i> (Walker, 1839)	Parasitoid		3				
	<i>Pediobius eubius</i> (Walker, 1839)	Parasitoid, polyphagous						1
	<i>P. saulius</i> (Walker, 1839)	Parasitoid, polyphagous				1		
	<i>P. spp.</i>	Parasitoid			2			
	<i>Sympiesis gordius</i> (Walker, 1839)	Parasitoid, polyphagous			2			
	<i>S. sericeicornis</i> (Nees)	Parasitoid, polyphagous		1	1			
	* <i>Tamarixia pubescens</i> (Nees, 1834)	Parasitoid, <i>Trioza</i>	4	3	16	4	1	2
	<i>Tetrstichus paululus</i> Graham, 1991	Parasitoid			1			
Eupelmidae	<i>Eupelmus annulatus</i> Nees, 1834	Parasitoid, polyphagous		1				
Mymaridae	<i>Anagrus sp.</i>	Parasitoid			1			
Ormyridae	<i>Ormyrus pomaceus</i> (Geoffroy, 1785)	Parasitoid, oak-galls				1	1	
Pteromalidae	<i>Ablaxia parviclava</i> (Thomson, 1878)	Parasitoid, polyphagous			1			
	<i>A. sp.</i>	Parasitoid,					1	
	<i>Cecidostiba semifascia</i> (Walker, 1835)	Parasitoid, oak-galls					1	
	<i>Cyrtogaster vulgaris</i> Walker, 1833	Parasitoid, polyphagous	1	1				1
	<i>Holcaeus stenogaster</i> (Walker, 1836)	Parasitoid			2			
	* <i>Hyperimerus pusillus</i> (Walker, 1833)	Parasitoid, Hemiptera	1		1			
	<i>Merismus megapterus</i> Walker, 1833	Parasitoid, polyphagous			1			
	<i>Mesopolobus dubius</i> (Walker, 1834)	Parasitoid, oak-galls			1			
	<i>M. fasciventris</i> Westwood, 1833	Parasitoid, oak-galls				1	1	
	<i>M. tarsatus</i> (Nees, 1834)	Parasitoid, oak-galls	1		1			
	<i>M. tibialis</i> (Westwood, 1833)	Parasitoid, oak-galls	1					
	* <i>M. xanthocerus</i> (Thomson, 1878)	Parasitoid, oak-galls		1	1		1	
	<i>Miscogaster maculata</i> Walker, 1833	Parasitoid,				1		
		Agromyzidae						
	<i>Plutothrix bicolorata</i> (Spinola, 1808)	Parasitoid, Anobiidae	1	1	1			
	<i>Pteromalinae sp.</i>	Parasitoid			1			
	<i>Seladerma tarsale</i> (Walker, 1833)	Parasitoid,	6		14	3		1
		Agromyzidae						
	<i>Spalangiopecta sp.</i>	Parasitoid		1				
	<i>Stenomalina epistena</i> (Walker, 1835)	Parasitoid			1			
	<i>S. gracilis</i> (Walker, 1834)	Parasitoid, polyphagous			1			

Higher taxon	Species	Habitat	Kvam		Drangedal		Larvik	Porsgrunn
			1(B)	2(S)	3(S)	4(D)	5	6
	<i>*Syntomopus thoracicus</i> Walker, 1833	Parasitoid, Agromyzidae			1			
	<i>Trigonoderus princeps</i> Westwood, 1832	Parasitoid, Coleoptera			1			
Torymidae	<i>Megastigmus dorsalis</i> (Fabricius, 1798)	Parasitoid, oak-galls	9	2	3		5	1
	<i>Torymus flavipes</i> (Walker, 1833)	Parasitoid, oak-galls		5	1			
	<i>T. nr. microcerus</i> (Walker, 1833)	Parasitoid		2				
Trichogrammatidae	<i>Trichogramma</i> spp.	Parasitoid			1	1		
Cynipidae	<i>Ceroptres clavicornis</i> Hartig, 1840	Inquilin in oak-gall	2		5	2		
	<i>Neuroterus nr. politus</i> Hartig, 1840	Gall-maker on oak	1					
	<i>Saphonecrus connatus</i> (Hartig, 1840)	Inquilin in oak-gall	2		4			
	<i>Synergus apicalis</i> Hartig, 1841	Inquilin in oak-gall	6			1	1	
	<i>S. crassicornis</i> (Curtis, 1838)	Inquilin in oak-gall				1		
	<i>S. gallaepomiformis</i> (Fonscolombe, 1832)	Inquilin in oak-gall			2			
	<i>S. pallipes</i> Hartig, 1840	Inquilin in oak-gall						1
Figitidae	<i>*Alloxysta brachyptera</i> (Hartig, 1840)	Parasitoid					1	
	<i>A.</i> spp.	Parasitoid			2			
Platygastridae	<i>*Amblyaspis angustula</i> Thomson, 1859	Parasitoid						1
	<i>A. tritici</i> (Walker, 1835)	Parasitoid				1		
	<i>Euxestonotus</i> spp.	Parasitoid	2	1	3	1	3	
	<i>Inostemma hispo</i> Walker, 1838	Parasitoid			2		1	
	<i>Platygaster</i> cf. sp. 1	Parasitoid		2				
	<i>P.</i> sp. 1	Parasitoid	1			1	1	
	<i>P.</i> sp. 2	Parasitoid			1			
	<i>P.</i> sp. 3	Parasitoid					1	
	<i>P.</i> sp. 4	Parasitoid				1		
	<i>P.</i> sp. 5	Parasitoid		1			1	
	<i>P.</i> spp.	Parasitoid			1	2		1
	<i>Prosactogaster</i> sp.	Parasitoid						1
	<i>Synopeas</i> sp. 1	Parasitoid			1			
	<i>S.</i> sp. 2	Parasitoid	1					
Scelionidae	<i>*Telenomus angustatus</i> (Thomson, 1861)	Parasitoid	1		3	1	7	
	<i>*T. kolbei</i> Mayr, 1879	Parasitoid			1			
	<i>*T. lineolatus</i> Kozlov, 1967	Parasitoid				1		
	<i>*T. punctatissimus</i> (Ratzeburg, 1844)	Parasitoid			3			
	<i>T.</i> sp. 1	Parasitoid					2	
	<i>T.</i> spp.	Parasitoid		3			1	
	<i>Trimorus</i> sp.	Parasitoid		1				
Diapriidae	<i>Aclista</i> sp. 1	Parasitoid	1			1	1	
	<i>A.</i> sp. 2	Parasitoid					1	
	<i>*Cinetus piceus</i> Thomson, 1859	Parasitoid						1
	Diapriidae spp.	Parasitoid				1	1	

Higher taxon	Species	Habitat	Kvam		Drangedal		Larvik	Porsgrunn
			1(B)	2(S)	3(S)	4(D)	5	6
	<i>Diphora</i> sp.	Parasitoid			1			
	<i>Entomacis perplexa</i> (Haliday, 1857)	Parasitoid				1		
	* <i>Ismarus halidayi</i> Förster, 1850	Parasitoid						1
	* <i>Trichopria aptera</i> (Rhute, 1859)	Parasitoid				1		
	* <i>Zygota ruficornis</i> (Curtis, 1831)	Parasitoid				1		
	Z. sp. 1	Parasitoid					1	
	cf. <i>Zygota</i> sp.	Parasitoid		1				1
Encyrtidae	* <i>Copidosoma floridanum</i> (Ashmead, 1900)	Parasitoid, polyphag				1		
	* <i>Habrolepis italicus</i> Delucchi, 1965	Parasitoid, Hemiptera			1			
Sum species: 117			26	31	62	36	29	21
Sum specimens: 713			54	69	258	232	64	36
COLEOPTERA								
Ptiliidae	<i>Acrotrichis intermedia</i> (Gillmeister, 1845)	Humus, mycetophagous					2	
Coccinellidae	<i>Adalia decempunctata</i> (Linnaeus, 1758)	Eurytop, carnivore			1			
	<i>Halyzia sedecimguttata</i> (Linnaeus, 1758)	Arboreal, mycetoph		1				
Staphylinidae	<i>Atheta vaga</i> (Heer, 1839)	Eurytop, carnivorous						1
	<i>Dexiogyia forticornis</i> (Strand, 1939)	Carnivorous						4
	<i>Eusphalerum luteum</i> (Marsham, 1802)	Eurytop, phytophagous			1			
	<i>Haploglossa villosula</i> (Stephens, 1832)	Humus, carnivorous	1					
	<i>Holobus flavicornis</i> (Lacordaire, 1835)	Humus, detritivorous			2			
	<i>Leptusa fumida</i> (Erichson, 1839)	Bark, carnivorous		4		1		
	<i>L. ruficollis</i> (Erichson, 1839)	Bark, carnivorous	7	47	57	30	144	12
	<i>Oxypoda arborea</i> Zerche, 1994	Carnivorous					1	
	<i>Phloeocharis subtilissima</i> Mannerheim, 1830	Bark, dead trees	1	1				
Scaptiidae	<i>Anaspis marginicollis</i> Lindberg, 1925	Eurytop, phytoph, carniv	4		1		1	
	<i>A. rufilabris</i> (Gyllenhal, 1827)	Lignicolous, carnivorous			2	2		
	<i>A. thoracica</i> (Linnaeus, 1758)	Eurytop, phytoph, carniv					1	
Aderidae	<i>Anidorus nigrinus</i> (Germar, 1842)	Xylophagous, mycetoph		1				
Curculionidae	<i>Archarius pyrrhoceras</i> (Marsham, 1802)	Arboreal, <i>Quercus</i>				1		
	<i>Brachysomus echinatus</i> (Bonsdorff, 1785)	Humicolous, polyph		1		1		
	<i>Coeliodes rana</i> (Fabricius, 1787)	Arboreal, <i>Quercus</i>		1				1
	<i>Hylobius abietis</i> (Linnaeus, 1758)	Conifers		1				
	<i>Micrelus ericae</i> (Gyllenhal, 1813)	<i>Calluna, Erica</i>				1		
	<i>Orchestes quercus</i> (Linnaeus, 1758)	Arboreal, <i>Quercus</i>	6	1	1	2	1	1
	<i>Otiorhynchus scaber</i> (Linnaeus, 1758)	Arboreal, polyphagous		2	2	1		
	<i>O. singularis</i> (Linnaeus, 1767)	Arboreal, polyphagous	2	13	4	11		1
	<i>Polydrusus cervinus</i> (Linnaeus, 1758)	Arboreal, polyphagous					1	
	<i>P. tereticollis</i> (De Geer, 1775)	Arboreal, polyphagous	2					

Higher taxon	Species	Habitat	Kvam		Drangedal		Larvik	Porsgrunn
			1(B)	2(S)	3(S)	4(D)	5	6
	<i>Strophosoma capitatum</i> (De Geer, 1775)	Arboreal, polyphagous			39	34	11	2
	<i>S. melanogrammum</i> (Forster, 1771)	Arboreal, polyphagous		1				
Elateridae	<i>Athous haemorrhoidalis</i> (Fabricius, 1801)	Herbs, phytophagous			2			
	<i>A. subfuscus</i> (Müller, 1764)	Herbs, carnivorous	3	2	2	1	4	
	<i>Dalopius marginatus</i> (Linnaeus, 1758)	Arboreal, polyphagous		1	2		1	
	<i>Paraphotistus impressus</i> (Fabricius, 1792)	Arboreal, phytophagous		1				
Cryptophagidae	<i>Atomaria fuscata</i> (Schönherr, 1808)	Eurytop, saproph, mycetoph						2
	<i>A. turgida</i> Erichson, 1846	Eurytop, saproph, mycetoph					1	
	<i>Cryptophagus setulosus</i> Sturm, 1845	Xerophil, saproph, mycetoph		1			1	
Byturidae	<i>Byturus tomentosus</i> (De Geer, 1774)	Arboreal, Rosaceae						1
Cantharidae	<i>Cantharis figurata</i> Mannerheim, 1843	Eurytop, carnivorous	2					
	<i>Malthinus flaveolus</i> (Herbst, 1786)	Eurytop, carnivorous		6	6	1	5	
	<i>M. seriepunctatus</i> Kiesenwetter, 1851	Thermoph, camivorous, <i>Quercus</i>		1	3	32		
	<i>Malthodes brevicollis</i> (Paykull, 1798)	Carnivorous	2		2	1	3	
	<i>M. crassicornis</i> (Mäklin, 1846)	Xerophilous, carniv				1		
	<i>M. fuscus</i> (Waltl, 1838)	Eurytop, carnivorous	1	1	2	2	6	
	<i>M. guttifer</i> Kiesenwetter, 1852	Arboreal, <i>Salix</i> , carniv		12	1	27	2	19
	<i>M. marginatus</i> (Latreille, 1806)	Arboreal, carnivorous	1		1	3		
	<i>M. pumilus</i> (Brebisson, 1835)	Xerophilous, carniv		1	1	1	1	
	<i>M. spathifer</i> Kiesenwetter, 1852	Eurytop, carnivorous	5	4	13	5	3	
	<i>Podistra rufotestacea</i> (Letzner, 1845)	Eurytop, carnivorous			1			
	<i>Rhagonycha lignosa</i> (Müller, 1764)	Eurytop, carnivorous	2		9			
	<i>R. lutea</i> (Müller, 1764)	Eurytop, carnivorous		1				
	<i>R. nigriventris</i> Motschulsky, 1860	Eurytop, carnivorous	2		4			1
Ciidae	<i>Cis festivus</i> (Panzer, 1793)	Eurytop, mycetoph			1			
	<i>C. glabratus</i> Mellié, 1848	Polypor, mycetoph						1
	<i>C. vestitus</i> (Mellié, 1848)	Polypor, mycetoph, <i>Quercus</i>			2		2	
	<i>Orthocis alni</i> (Gyllenhal, 1813)	Polypor, mycetoph	1			1		
Melandryidae	<i>Conopalpus testaceus</i> (Olivier, 1790)	Xylophagous, mycetoph, <i>Quercus</i>		1	1			
	<i>Orchesia micans</i> (Panzer, 1793)	Polypor, mycetoph					11	
Latridiidae	<i>Corticarina minuta</i> (Fabricius, 1792)	Eurytop, mycetoph				1		
	<i>C. similata</i> (Gyllenhal, 1827)	Eurytop, mycetoph			3	5	1	2
	<i>Corticinara gibbosa</i> (Herbst, 1793)	Eurytop, mycetoph				2		1
Chrysomelidae	<i>Cryptocephalus labiatus</i> (Linnaeus, 1761)	Arboreal, <i>Quercus</i>					1	
	<i>Phratora laticollis</i> (Suffrian, 1851)	Arboreal, <i>Populus</i>		1				

Higher taxon	Species	Habitat	Kvam		Drangedal		Larvik	Porsgrunn
			1(B)	2(S)	3(S)	4(D)	5	6
Nitidulidae	<i>Cychramus variegatus</i> (Herbst, 1792)	Eurytop, mycetoph				2		
	<i>Epuraea unicolor</i> (Olivier, 1790)	Eurytop, saproph						6
Scirtidae	<i>Cyphon coarctatus</i> Paykull, 1799	Hygroph, phytoph	2		6			
	<i>C. padi</i> (Linnaeus, 1758)	Hygroph, phytoph, <i>Sphagnum</i>	2					
	<i>Prionocyphon serricornis</i> (Müller, 1821)	Eurytop, saproph		2				
Dasytidae	<i>Dasytes aeratus</i> Stephens, 1829	Eurytop, carnivorous						1
	<i>D. plumbeus</i> (Müller, 1776)	Eurytop, carnivorous		1				
Carabidae	<i>Dromius agilis</i> (Fabricius, 1787)	Arboreal, carnivorous			1		5	
	<i>D. angustus</i> Brullé, 1834	Arboreal, carniv, <i>Pinus</i>			2			
	<i>D. quadrimaculatus</i> (Linnaeus, 1758)	Arboreal, carnivorous			1			7
	<i>Philorhizus notatus</i> (Stephens, 1827)	Humus, xeroph, carniv						1
Ptinidae	<i>Dryophilus pusillus</i> (Gyllenhal, 1808)	Xylophagous, <i>Pinus</i>					1	
	<i>Grynobius planus</i> (Fabricius, 1787)	Xylophagous		1				
	<i>Ptinus subpillosus</i> Sturm, 1837	Phytop, saprophagous			1		1	3
	<i>P. villiger</i> (Reitter, 1884)	Humus, xylophagous				1		
Histeridae	<i>Gnathoncus buyssoni</i> Auzat, 1917	Eurytop, carnivorous						1
Cerambycidae	<i>Leiopus linnei</i> Wallin, Nylander & Kvamme, 2009	Xylophagous, <i>Quercus</i>			3		1	
	<i>Pogonocherus hispidulus</i> (Piller & Mitterpacher, 1783)	Xylophagous, Fagaceae				1		
Salpingidae	<i>Salpingus planirostris</i> (Fabricius, 1787)	Bark, carnivorous	4		2	2		
Silvanidae	<i>Silvanoprus fagi</i> (Guérin-Ménéville, 1844)	Eurytop, omnivorous			1			
Throscidae	<i>Trixagus carinifrons</i> (Bonvouloir, 1859)	Eurytop, arboreal			5			
	<i>T. dermestoides</i> (Linnaeus, 1766)	Eurytop, arboreal			10			1
	<i>T. leseigneuri</i> Muona, 2002	Eurytop, arboreal			8			
Sum species: 84			19	28	39	29	26	21
Sum specimens 821			50	111	206	173	212	69

References

- Birtele, D.; Hardersen, S. Analysis of Vertical Stratification of Syrphidae (Diptera) in an Oak-Horn-Beam Forest in Northern Italy. *Ecol. Res.* **2012**, *27*, 755–763, doi:10.1007/s11284-012-0948-2.
- Bouget, C.; Brin, A.; Brustel, H. Exploring the «last Biotic Frontier»: Are Temperate Forest Canopies Special for Saproxyllic Beetles? *For. Ecol. Manag.* **2011**, *261*, 211–220, doi:10.1016/j.foreco.2010.10.007.
- Engen, S.; Sæther, B.E.; Sverdrup-Thygeson, A.; Grøtan, V.; Ødegaard, F. Assessment of Species Diversity from Species Abundance Distributions at Different Localities. *Oikos* **2008**, *117*, 738–748, doi:10.1111/j.2008.0030-1299.16466.x.
- Gossner, M.; Liston, A.; Späth, J. Sawflies in the Crowns of Native and Exotic Trees, Sampled with Flight-Intercept Traps in Southern Germany. *Entomol. Gen.* **2007**, *30*, 273–282.
- Gossner, M.; Engel, K.; Jessel, B. Plant and Arthropod Communities in Young Oak Stands: Are They Determined by Site History? *Biodivers. Conserv.* **2008**, *17*, 3165–3180, doi:10.1007/s10531-008-9418-0.

6. Koponen, S.; Rinne, V.; Clayhills, T. Arthropods on Oak Branches in SW Finland, Collected by a New Trap Type. *Entomol. Fenn.* **1997**, *8*, 177–183.
7. Saure, C.; Kielhorn, K.-H. Netzflügler Als Bewohner Der Kronenregion von Eiche Und Kiefer (Neuroptera: Coniopterygidae, Hemerobiidae, Chrysopidae). *Faun.-Ökol. Mitteilungen* **1993**, *9/10*, 391–402.
8. Sverdrup-Thygeson, A. Oaks in Norway: hotspots for red-listed beetles (Coleoptera). In *Saproxyllic Beetles – Their Role and Diversity in European Woodland and Tree Habitats*; Buse, J., Alexander, K.N.A., Ranius, T., Assmann, T., Eds.; Proceedings of the 5th Symposium and Workshop on the Conservation of Saproxyllic Beetles; 2009; pp. 13–26.
9. Vodka, S.; Konvicka, M.; Cizek, L. Habitat Preferences of Oak-Feeding Xylophagous Beetles in a Temperate Woodland: Implications for Forest History and Management. *J. Insect Conserv.* **2009**, *13*, 553–562, doi:10.1007/s10841-008-9202-1.
10. Widerberg, M.K.; Ranius, T.; Drobyshv, I.; Nilsson, U.; Lindbladh, M. Increased Openness around Retained Oaks Increases Species Richness of Saproxyllic Beetles. *Biodivers. Conserv.* **2012**, *21*, 3035–3059, doi:10.1007/s10531-012-0353-8.
11. Southwood, T.R.E.; Wint, G.R.E.; Kennedy, C.E.J.; Greenwood, S.R. The Composition of the Arthropod Fauna of the Canopies of Some Species of Oak (*Quercus*). *Eur. J. Entomol.* **2005**, *102*, 65–72.
12. Disney, R.H.L. *Scuttle Flies: The Phoridae*; Chapman & Hall: London, 1994;
13. Gering, J.C.; Crist, T.O. Patterns of Beetle (Coleoptera) Diversity in Crowns of Representative Tree Species in an Old-Growth Temperate Deciduous Forest. *Selbyana* **2000**, *21*, 38–47.
14. Palacios-Vargas, J.G.; Iglesias, R.; Castaño-Meneses, G. Mites from Mexican Oak Canopies. *Insect Sci. Its Appl.* **2003**, *23*, 287–292.
15. Tovar-Sánchez, E. Canopy Arthropods Community within and among Oak Species in Central Mexico. *Curr. Zool.* **2009**, *55*, 132–144.
16. Tovar-Sánchez, E.; Cano-Santana, Z.; Oyama, K. Canopy Arthropod Communities on Mexican Oaks at Sites with Different Disturbance Regimes. *Biol. Conserv.* **2003**, *115*, 79–87.
17. Tovar-Sánchez, E.; Valencia-Cuevas, L.; Castillo-Mendoza, E.; Mussali-Galante, P.; Pérez-Ruiz, R.V.; Mendoza, A. Association between Individual Genetic Diversity of Two Oak Host Species and Canopy Arthropod Community Structure. *Eur. J. For. Res.* **2013**, *132*, 165–179.
18. Tovar-Sánchez, E.; Valencia-Cuevas, L.; Mussali-Galante, P.; Ramírez-Rodríguez, R.; Castillo-Mendoza, E. Effect of Host-Plant Genetic Diversity on Oak Canopy Arthropod Community Structure in Central Mexico. *Rev. Chil. Hist. Nat.* **2015**, *88*, 12.
19. Tovar-Sánchez, E.; Oyama, K. Community Structure of Canopy Arthropods Associated to *Quercus Crassifolia* x *Quercus Crassipes* Complex. *Oikos* **2006**, *112*, 370–381.
20. Valencia-Cuevas, L.; Tovar-Sánchez, E. Oak Canopy Arthropod Communities: Which Factors Shape Its Structure? *Rev. Chil. Hist. Nat.* **2015**, *88*, 15, doi:10.1186/s40693-015-0045-3.
21. Maldonado-Lopez, Y.; Vaca-Sanchez, M.S.; Gonzalez-Rodriguez, A.; Oyama, K.; Lopez-Barbosa, E.; Fagundes, M.; Cuevas-Reyes, P. Hybridization Increases Canopy Arthropod Diversity in the *Quercus Affinis* x *Quercus Laurina* Complex. *J. Insect Conserv.* **2018**, *22*, 781–793, doi:10.1007/s10841-018-0103-7.
22. Barnard, P.C.; Brooks, S.J.; Stork, N.E. The Seasonality and Distribution of Neuroptera, Raphidioptera and Mecoptera on Oaks in Richmond Park, Surrey, as Revealed by Insecticide Knock-down Sampling. *J. Nat. Hist.* **1986**, *20*, 1321–1331.
23. Disney, R.H.L. Scuttle Flies (Diptera: Phoridae) from the Canopies of Oak Trees (Fagaceae) in Norway, Including 13 New Species. *Nor. J. Entomol.* **2015**, *62*, 20–52.
24. Dolek, M.; Freese-Hager, A.; Bussler, H.; Floren, A.; Liegl, A.; Schmidl, J. Ants on Oaks: Effects of Forest Structure on Species Composition. *J. Insect Conserv.* **2009**, *13*, 367–375, doi:10.1007/s10841-008-9181-2.

25. Köhler, A.; Menzel, F.; Thunes, K.H.; Søli, G.E.E. Black Fungus Gnats (Diptera: Sciaridae) in Oak Canopies: Description of *Bradysia Quercina* Menzel & Köhler Spec. Nov. and New Records from Norway. *Stud. Dipterol.* **2014**, *20* (2013), 325–331.
26. Ozanne, C.M.P. A Comparison of the Canopy Arthropod Communities of Coniferous and Broad-Leaved Trees in the United Kingdom. *Selbyana* **1999**, *20*, 290–298.
27. Ozanne, C.M.P.; Speight, M.R.; Hambler, C.; Evans, H.F. Isolated Trees and Forest Patches: Patterns in Canopy Arthropod Abundance and Diversity in *Pinus Sylvestris* (Scots Pine). *For. Ecol. Manag.* **2000**, *137*, 53–63.
28. Pedley, S.M.; Martin, R.D.; Oxbrough, A.; Irwin, S.; Kelly, T.C.; O'Halloran, J. Commercial Spruce Plantations Support a Limited Canopy Fauna: Evidence from a Multi Taxa Comparison of Native and Plantation Forests. *For. Ecol. Manag.* **2014**, *314*, 172–182, doi:10.1016/j.foreco.2013.12.010.
29. Simandl, J. Canopy Arthropods on Scots Pine: Influence of Season and Stand Age on Community Structure and the Position of Sawflies (Diprionidae) in the Community. *For. Ecol. Manag.* **1993**, *62*, 85–98.
30. Southwood, T.R.E.; Moran, V.C.; Kennedy, C.E.J. The Assessment of Arboreal Insect Fauna: Comparisons of Knockdown Sampling and Faunal Lists. *Ecol. Entomol.* **1982**, *7*, 331–340.
31. Southwood, T.R.E.; Wint, G.R.E.; Kennedy, C.E.J.; Greenwood, S.R. Seasonality, Abundance, Species Richness and Specificity of the Phytophagous Guild of Insects on Oak (*Quercus*) Canopies. *Eur. J. Entomol.* **2004**, *101*, 43–50.
32. *Canopy Arthropods*; Stork, N.E., Adis, J., Didham, R.K., Eds.; Chapman & Hall: London, 1997;
33. Stork, N.E.; Hammond, P.M.; Russell, B.L.; Hadwen, W.L. The Spatial Distribution of Beetles within the Canopies of Oak Trees in Richmond Park, U.K. *Ecol. Entomol.* **2001**, *26*, 302–311.
34. Stork, N.E.; Hammond, P.M. Species Richness and Temporal Partitioning in the Beetle Fauna of Oak Trees (*Quercus Robur* L.) in Richmond Park, UK. *Insect Conserv. Divers.* **2013**, *6*, 67–81, doi:10.1111/j.1752-4598.2012.00188.x.
35. Thunes, K.H.; Skartveit, J.; Gjerde, I. The Canopy Arthropods of Old and Mature Pine *Pinus Sylvestris* in Norway. *Ecography* **2003**, *26*, 490–502.
36. Thunes, K.H.; Skartveit, J.; Gjerde, I.; Stary, J.; Solhøy, T.; Fjellberg, A.; Kobro, S.; Nakahara, S.; Zur Strassen, R.; Szadziewski, R.; et al. The Arthropod Community of Scots Pine (*Pinus Sylvestris* L.) Canopies in Norway. *Entomol. Fenn.* **2004**, *15*, 65–90.
37. *Canopy Arthropod Research in Europe*; Floren, A., Schmidl, J., Eds.; Bioform: Germany, 2008;
38. Eaton, E.; Caudullo, G.; Oliveira, S.; de Rigo, D. *Quercus robur* and *Quercus petraea* in Europe: distribution, habitat, usage and threats. In *European Atlas of Forest Tree Species*; San-Miguel-Ayanz, J., de Rigo, D., Caudullo, G., Houston Durrant, T., Mauri, A., Eds.; Publ. Off. EU: Luxembourg, 2016; pp. 160–163.
39. EUFORGEN Distribution Map of *Quercus Robur* Available online: <http://www.euforgen.org/species/quercus-robur/> (accessed on 9 March 2021).
40. EUFORGEN Distribution Map of *Quercus Petraea* Available online: <http://www.euforgen.org/species/quercus-petraea/> (accessed on 9 March 2021).
41. Dyer, L.A.; Singer, M.S.; Lill, J.T.; Stireman, J.O.; Gentry, G.L.; Marquis, R.J.; Ricklefs, R.E.; Greeney, H.F.; Wagner, D.L.; Morais, H.C.; et al. Host Specificity of Lepidoptera in Tropical and Temperate Forests. *Nature* **2007**, *448*, 696–699, doi:10.1038/nature05884.
42. IUCN *Categories, Objectives and Criteria: Final Report of the Committee and Criteria of the CNPPA/IUCN*; Morges: Switzerland, 1978;
43. Fylkesmannen i Hordaland *Forvaltningsplan for Berge Landskapsvernområde: Naturkvalitetar, Bevaringsmål og Forvaltningstiltak*; Fylkesmannen i Hordaland, 2013; p. 64;.
44. Holtan, D. *Kartlegging og Verdisetting av Naturtypar i Kvam*; MVA-rapport; Kvam Herad og Fylkesmannen i Hordaland. MVA-rapport, 2009; p. 103;.

45. Sverdrup-Thygeson, A.; Laugsand, A.; Olberg, S. *Oppfølging av Handlingsplan for Sinoberbille 2009. Kartlegging i Froland og Drangedal Kommuner*; NINA Rapport; 2009; p. 22;.
46. de Jong, Y.; Verbeek, M.; Michelsen, V.; Bjørn, P. de P.; Los, W.; Steeman, F.; Bailly, N.; Basire, C.; Chylarecki, P.; Stloukal, E.; et al. Fauna Europaea - All European Animal Species on the Web. *Biodivers. Data J.* **2014**, *2*, e4034, doi:10.3897/BDJ.2.e4034.
47. Colwell, R.K. *EstimateS: Statistical Estimation of Species Richness and Shared Species from Samples*; 2013;
48. Harrison, S.; Ross, S.J.; Lawton, J.J. Beta Diversity on Geographic Gradients in Britain. *J. Anim. Ecol.* **1992**, *61*, 151–158.
49. Ter Braak, C.J.; Smilauer, P. *CANOCO Reference Manual and CanoDraw for Windows User's Guide: Software for Canonical Community Ordination (Version 4.5)*; www.canoco.com, 2002;
50. Stur, E.; Ekrem, T. A Review of Norwegian Gymnometriocnemus (Diptera, Chironomidae) Including the Description of Two New Species and a New Name for Gymnometriocnemus Volitans (Goetghebuer) Sensu Brundin. *ZooKeys* **2015**, *508*, 127–142, doi:10.3897/zookeys.508.9874.
51. Japoshvili, G.; Hansen, L.O.; Sørlibråten, O. New Records of Aphelinidae (Hymenoptera, Chalcidoidea) from Norway, with Additional Information on Host Associations and Description of a New Species. *Nor. J. Entomol.* **2015**, *62*, 110–116.
52. Fagan, L.L.; Winchester, N.N. Arboreal Arthropods: Diversity and Rates of Colonization in a Temperate Montane Forest. *Selbyana* **1999**, *20*, 171–178.
53. Korenko, S.; Kula, E.; Simon, V.; Michalkova, V.; Pekar, S. Are Arboreal Spiders Associated with Particular Tree Canopies? *North-West. J. Zool.* **2011**, *7*, 261–269.
54. *Norsk Rødliste for Arter 2015*; Henriksen, S., Hilmo, O., Eds.; Artsdatabanken: Norway, 2015;
55. Hopkin, S.P. *Biology of the Springtails (Insecta: Collembola)*; Oxford University Press, 1997;
56. Müller, J.; Goßner, M. Single Host Trees in a Closed Forest Canopy Matrix: A Highly Fragmented Landscape? *J. Appl. Entomol.* **2007**, *131*, 613–620.
57. Sobek, S.; Goßner, M.M.; Scherber, C.; Steffan-Dewenter, I.; Tschardtke, T. Tree Diversity Drives Abundance and Spatiotemporal SS-Diversity of True Bugs (Heteroptera). *Ecol. Entomol.* **2009**, *34*, 772–782.
58. Lienhard, C. Psocoptères euro-méditerranéens. *Faune Fr.* **1998**, *83*, 1–517.
59. Svensson, B.W.; Hall, K. *Nationalnyckeln till Sveriges flora och fauna. Stövsländor, Psocoptera*; ArtDatabanken, SLU: Uppsala, 2010;
60. Kanervo, J.; Kozlov, M.V. Diversity and Abundance of Arboreal Psocids (Psocoptera) along Latitudinal Gradients in Northern Europe. *Eur. J. Entomol.* **2014**, *111*, 51–58.
61. Gammelmo, Ø.; Søli, G. Notes on New and Interesting Diptera from Norway. *Nor. J. Entomol.* **2011**, *58*, 189–195.
62. Menzel, F.; Gammelmo, Ø.; Olsen, K.M.; Köhler, A. The Black Fungus Gnats (Diptera, Sciaridae) of Norway - Part I: Species Records Published until December 2019, with an Updated Checklist. *ZooKeys* **2020**, *957*, 17–104, doi:10.3897/zookeys.957.46528.
63. Menzel, F.; Schulz, U. Die Trauermücken in Deutschland - Ökosystemare Bedeutung, zöologische Koinzidenzen und bioindikatorisches Potential (Diptera: Sciaridae). *Beitr. Zur Entomol.* **2007**, *57*, 9–36, doi:10.21248/contrib.entomol.57.1.9-36.
64. Hagan, D.V.; Hassold, E.; Kynde, B.; Szadziwski, R.; Thunes, K.H.; Skartveit, J.; Grogan Jr., W.L. Ceratopogonidae from Forest Habitats in Norway. *Pol. J. Entomol.* **2000**, *69*, 465–476.
65. Hendry, G. *Midges in Scotland*; 4th ed.; Mercat Press: Scotland, 2003;
66. Haenni, J.-P.; Greve, L. Anapausis Helvetica Haenni, 1984 (Diptera: Scatopsidae), a Species New to Fennoscandia and Denmark. *Nor. J. Entomol.* **2005**, *52*, 115–116.

-
67. Zuparko, R.L.; De Queiroz, D.L.; La Salle, J. Two New Species of Tamarixia (Hymenoptera: Eulophidae) from Chile and Australia, Established as Biological Control Agents of Invasive Psyllids (Hemiptera: Calophyidae, Trioziidae) in California. *Zootaxa* 2921, 13–27.
68. Dan Mitroui, M. Pteromalidae (Hymenoptera: Chalcidoidea) New to Romania (I). *Analele Stiintifice Ale Univ. "Al.I.Cuza" Iasi Biol. Anim.* **2004**, *50*, 85–88.
69. Sverdrup-Thygeson, A.; Skarpaas, O.; Ødegaard, F. Hollow Oaks and Beetle Conservation: The Significance of the Surroundings. *Biodivers. Conserv.* **2010**, *19*, 837–852.
70. *Handbook of Zoology. Arthropoda: Insecta. Coleoptera, Beetles Volume 2: Morphology and Systematics (Elateroidea, Bostrichiformia, Cucujiformia Partim)*; Leschen, R.A.B., Lawrence, J.F., Beutel, R.G., Slipinski, A., Eds.; Walter de Gruyter GmbH: Berlin/New York, 2010;
71. Johnson, P.J. 57. Throscidae Laporte 1840. In *American Beetles Polyphaga: Scarabaeoidea through Curculionioidea*; Arnett, R.H.J., Thomas, M.C., Skelly, P.E., Frank, J.H., Eds.; CRC Press, Boca Raton: London/New York/Washington, 2002; pp. 158–160.
72. Iden, K.; Isaksen, K.; Kristiansen, S.; Mamen, J.; Szewczyk-Bartnicka, H. *Været i Norge, Klimatologisk Månedsoversikt Juni 2011*; Met.no Info; Norwegian Meteorological Institute, 2011;
73. Iden, K.; Isaksen, K.; Kristiansen, S.; Mamen, J.; Szewczyk-Bartnicka, H. *Været i Norge, Klimatologisk Månedsoversikt Juli 2011*; Met.no Info; Norwegian Meteorological Institute, 2011;
74. Iden, K.; Kristiansen, S.; Mamen, J.; Szewczyk-Bartnicka, H.; Tilley Tajet, H.T. *Været i Norge, Klimatologisk Månedsoversikt Juni 2012*; Met.no Info; Norwegian Meteorological Institute, 2012;
75. Gangstø, R.; Iden, K.; Kristiansen, S.; Mamen, J.; Szewczyk-Bartnicka, H.; Tilley Tajet, H.T. *Været i Norge, Klimatologisk Månedsoversikt Juli 2012*; Met.no Info; Norwegian Meteorological Institute, 2012;
76. Butin, H. Effect of Endophytic Fungi from Oak (*Quercus Robur* L) on Mortality of Leaf Inhabiting Insects. *Eur. J. For. Pathol.* **1992**, *22*, 237–246.
77. Faeth, S.E.; Hammond, K.E. Fungal Endophytes and Phytochemistry of Oak Foliage: Determinants of Oviposition Preference of Leafminers? *Oecologia* **1996**, *108*, 728–736.
78. Finch, O.-D. Evaluation of Mature Conifer Plantations as Secondary Habitat for Epigeic Forest Arthropods (Coleoptera: Carabidae; Araneae). *For. Ecol. Manag.* **2005**, *204*, 21–34, doi:10.1016/j.foreco.2004.07.071.
79. Milberg, P.; Bergman, K.-O.; Johansson, H. Low Host-Tree Preferences among Saproxylic Beetles: A Comparison of Four Deciduous Species. *Insect Conserv. Divers.* **2014**, *7*, 508–522, doi:10.1111/icad-12074.
80. Lindo, Z.; Winchester, N.N.; Didham, R.K. Nested Patterns of Community Assembly in the Colonisation of Artificial Canopy Habitats by Oribatid Mites. *Oikos* **2008**, *117*, 1856–1864, doi:https://doi.org/10.1111/j.1600-0706.2008.16920.x.
81. Larrivé, M.; Buddle, C.M. Diversity of Canopy and Understorey Spiders in North-Temperate Hardwood Forests. *Agric. For. Entomol.* **2009**, *11*, 225–237, doi:https://doi.org/10.1111/j.1461-9563.2008.00421.x.
82. Ulyshen, M.D.; Soon, V.; Hanula, J.L. On the Vertical Distribution of Bees in a Temperate Deciduous Forest. *Insect Conserv. Divers.* **2010**, *3*, 222–228, doi:https://doi.org/10.1111/j.1752-4598.2010.00092.x.
83. Mallis, R.E.; Rieske, L.K. Arboreal Spiders in Eastern Hemlock. *Environ. Entomol.* **2011**, *40*, 1378–1387, doi:10.1603/EN10278.
84. Southwood, T.R.E. The Number of Species of Insects Associated with Various Trees. *J. Anim. Ecol.* **1961**, *30*, 1–8.
85. Biedermann, R.; Niedringhaus, R. *Die Zikaden Deutschlands. Bestimmungstabellen Für Alle Arten*; Scheeßel: Wissenschaftlich Akademischer Buchvertrieb: Germany, 2009;
86. Böhme, J. *Katalog (Faunistische Übersicht); Die Käfer Mitteleuropas*; Elsevier GmbH: Germany, 2005;

-
87. Brown, N.E.; Mitchell, S.C.; Garbary, D.J. Host Selection by Larvae of a Marine Insect *Halocladus Variabilis*: Nutritional Dependency or Escape from Predation? *J. Mar. Biol. Assoc. U. K.* **2013**, *93*, 1373–1379.
 88. Chvála, M. Swarming, Mating and Feeding Habits in Empididae (Diptera), and Their Significance in Evolution of the Family. *Acta Entomol. Bohemoslov.* **1976**, *73*, 353–366.
 89. Haenni, J.-P.; Greve, L. Faunistic Note about Norwegian Scatopsidae (Diptera), with Description of a New Species. *Fauna Nor. Ser. B* **1995**, *42*, 71–82.
 90. Haenni, J.-P.; Greve, L. New Records of Norwegian Scatopsidae (Diptera). *Nor. J. Entomol.* **2000**, *47*, 65–71.
 91. Hirvenoja, M.; Palmén, E.; Hirvenoja, E. The Emergence of *Halocladus Variabilis* (Staeger) (Diptera: Chironomidae) in the Surroundings of the Tvärminne Biological Station in the Northern Baltic Sea. *Entomol. Fenn.* **2006**, *17*, 87–89.
 92. Kvamme, T.; Wallin, H. Biological Notes and Distribution of *Leiopus Audinet-Serville*, 1835 (Coleoptera, Cerambycidae) in Norway. *Nor. J. Entomol.* **2013**, *60*, 119–125.
 93. Menzel, F.; Smith, J.E.; Chandler, P.J. The Sciarid Fauna of the British Isles (Diptera: Sciaridae), Including Descriptions of Six New Species. *Zool. J. Linn. Soc.* **2006**, *146*, 1–147, doi:10.1111/j.1096-3642.2006.00190.x.
 94. Negrobov, O. Family Dolichopodidae. In *Catalogue of the Palaearctic Diptera*; Soós, A., Papp, L., Eds.; 1991; Vol. 7, pp. 11–139.
 95. Niesiolowski, S. Empididae aquatic wodne wujkowate (Insecta Diptera). *Fauna Pol.* **1992**, *14*, 1–127.
 96. Satchell, G.H. The Larvae of the British Species of *Psychoda* (Diptera: Psychodidae). *Parasitology* **1947**, *38*, 51–69.
 97. Skartveit, J. Distribution and Flight Periods of *Bibio Geoffroy*, 1762 Species (Diptera, Bibionidae) in Norway, with a Key to the Species. *Fauna Nor. Ser. B* **1995**, *42*, 83–112.
 98. Svensson, B.W. Fjärilsmygga-faunan i ett hagmarksområde och en ladugård i östra Blekinges skogsland. Med en översikt av familjen Psychodidae morfologi, systematik och utforskande, samt särskilt de svenska *Psychoda* s.l. -arternas biologi. *Entomol. Tidskr.* **2009**, *130*, 185–208.
 99. Withers, P. Moth Flies (Diptera: Psychodidae). *Dipter. Dig.* **1989**, *4*, 1–83.
 100. Japoshvili, G.; Hansen, L.O. New Records of Encyrtidae (Hymenoptera, Chalcidoidea) from Norway II. *Nor. J. Entomol.* **2013**, *60*, 68–72.
 101. Japoshvili, G.; Hansen, L.O. New Records of Encyrtidae (Hymenoptera, Chalcidoidea) from Norway IV. *Nor. J. Entomol.* **2014**, *61*, 180–185.
 102. Japoshvili, G.; Hansen, L.O. Revision of the Genus *Aphelinus* Dalman (Hymenoptera: Chalcidoidea: Aphelinidae). *Turk. J. Zool.* **2014**, *38*, 552–558.